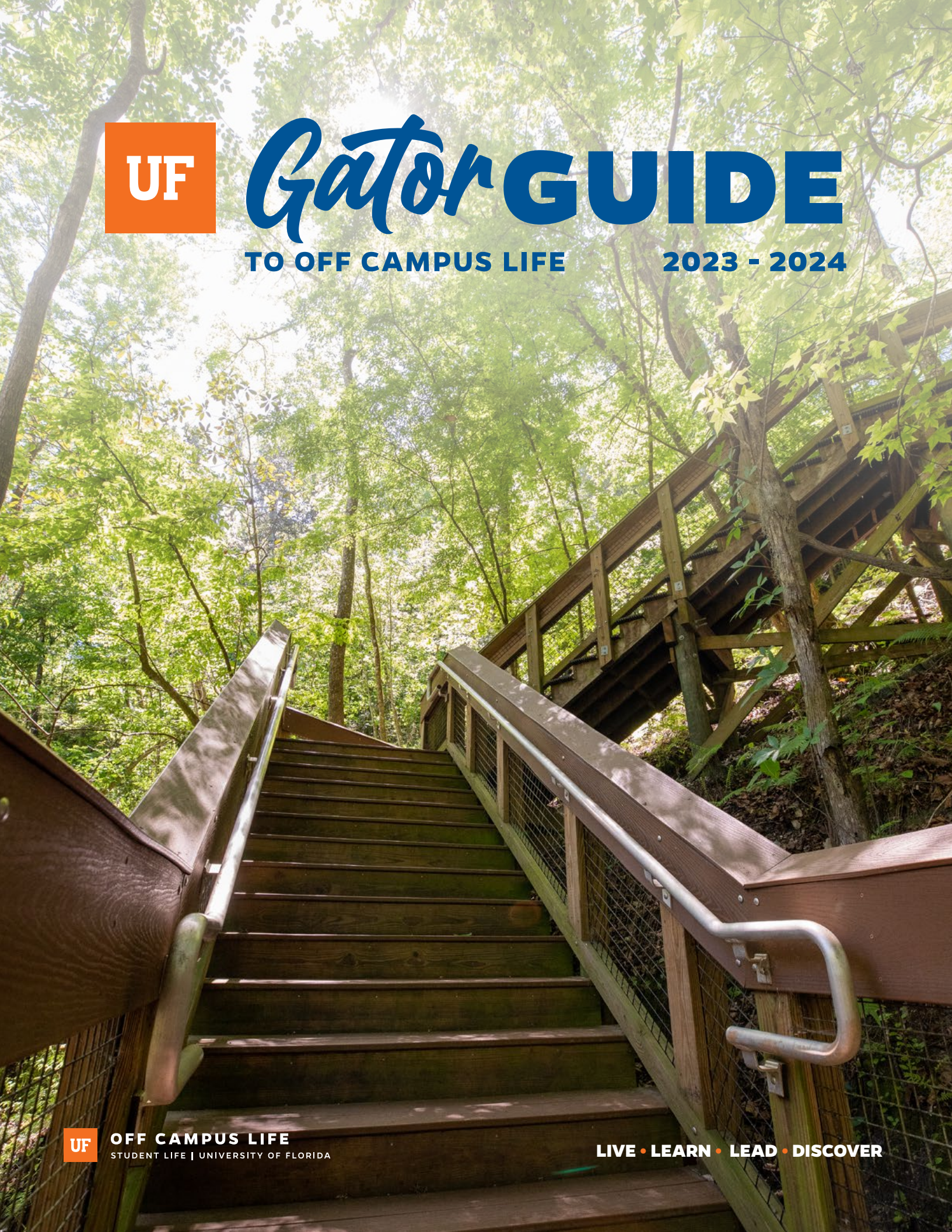




Gator **GUIDE**

TO OFF CAMPUS LIFE

2023 - 2024



OFF CAMPUS LIFE
STUDENT LIFE | UNIVERSITY OF FLORIDA

LIVE • LEARN • LEAD • DISCOVER

Live. Learn. Lead. Discover.

UF *Gator* GUIDE

TO OFF CAMPUS LIFE 2023 - 2024

The Gator Guide to Off Campus Life is published by the office of Off Campus Life, which is part of the University of Florida Division of Student Life.

The mission, vision, and values of the Division of Student Life are an extension of the University of Florida's. We view ourselves as partners in pursuit of institutional goals and objectives.

DIVISION OF STUDENT LIFE'S MISSION
The University of Florida's Division of Student Life cultivates a comprehensively excellent student experience that prepares Gators to engage, transform, and thrive in an evolving global community.

STUDENT LIFE'S VISION
All UF students engage, transform, and thrive.

CONTENTS

- 04 Welcome
- 05 Off Campus Life

Live.

- 07 Rental Information
- 10 Apartment Tour Questions
- 12 Subleases
- 13 Student Legal Services
- 15 Roommates
- 20 Moving Out

Learn.

- 23 Safety
- 26 Transportation
- 28 Power
- 29 Waste & Recycling

Lead.

- 31 Get Involved

Discover.

- 33 Discover Gainesville
- 34 City of Gainesville Map
- 37 Food
- 38 Gainesville Fun
- 39 Resources



Learn everything there is to know about renting in Gainesville; weigh average rental costs, identify lease types, and discover transportation options from those properties.



Check out all that the City of Gainesville has to offer. Explore restaurants, shopping, city offices, and fun activities to do on the weekends.



Get involved: UF and the City of Gainesville have opportunities for you to connect with others and explore opportunities in your community.

Welcome!

Welcome to the University of Florida and the City of Gainesville. Living off-campus is an exciting opportunity. The Gator Guide has been created to help you have a smooth transition to living in Gainesville and to help you better understand your rights and responsibilities as a member of the greater Gainesville community.

Off Campus Life is here to help answer your questions. Please see below for how to connect with Off Campus Life.

Welcome to Gainesville and Go Gators!

CONNECT WITH OFF CAMPUS LIFE

WEBSITE: offcampus.ufl.edu

EMAIL: oclcontacts@ufsa.ufl.edu

HOURS: Monday through Friday 8 a.m. to 5 p.m.

PHONE: 352-392-1207

LOCATION: The Off Campus Life office is located inside of the UF Housing and Residence Life Office at 1304 Diamond Road (located on the corner of 13th St. and Museum Road.)



NORA KILROY
Director of Off Campus Life

UF OFF CAMPUS LIFE

MISSION

Off Campus Life (OCL) is committed to educating and assisting UF students to achieve a positive off-campus living experience.

Through OCL's resources, services, education, and support, we foster leadership and civic engagement to develop great Gator neighbors in Gainesville and throughout the Gator Nation. Off Campus Life adheres to four distinct pillars (Live, Learn, Lead, and Discover) which aid us in achieving our mission to provide the best possible experience for students living off-campus.

PROGRAMS & SERVICES

OFF-CAMPUS HOUSING LOCATOR

This service is a free, online resource to help you find apartments, subleases, or search for roommates in Gainesville.

Visit housing.offcampus.ufl.edu to utilize this free service.

INDIVIDUAL MEETINGS

Off Campus Life provides individual meetings to help students find off-campus housing and to assist students with off-campus concerns. Visit offcampus.ufl.edu/appointment to schedule an appointment.

MONTHLY NEWSLETTER

Off Campus Life sends a monthly e-newsletter with tips, topics, and news that impacts students living off campus. Visit the OCL website: offcampus.ufl.edu to subscribe.

DISCOVER GAINESVILLE

Explore local Gainesville hotspots on and off campus each month for free with Off Campus Life's event series, Discover Gainesville.

OCL organizes and pays for each event to help students experience new venues, food, and culture.

OFF CAMPUS AMBASSADORS

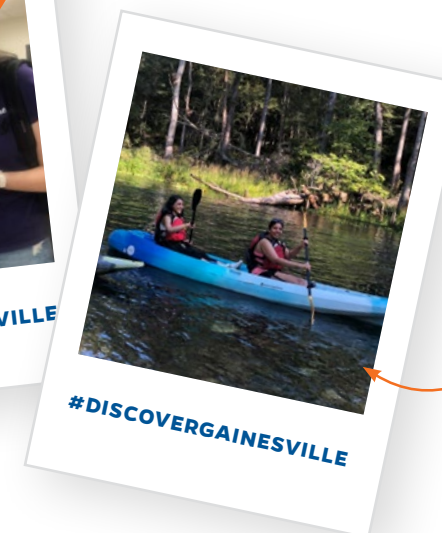
This is a student organization sponsored by Off Campus Life. The purpose of the Off Campus Ambassadors is to create a connection between UF students and the Gainesville community, while educating them on issues that impact off-campus students.



**REITZ UNION
ARTS & CRAFTS CENTER**
Fall, 2022



#DISCOVERGAINESVILLE



#DISCOVERGAINESVILLE

**CORE TRIP TO
ITCHETUCKNEE SPRINGS**
Fall, 2022

FOLLOW US



@UFOFFCAMPUSLIFE



LIVE

Live

Rental INFORMATION

Living off-campus can be a satisfying and rewarding experience that can add to a student's educational experience. Before choosing a residence, you must consider what needs and preferences you have for not only the cost of living and rent, but also the distance from campus, length of lease, roommates, and safety, to name a few.

Off Campus Life recommends you take your time when looking for off-campus housing. There are more apartments, condos, and houses for rent in Gainesville than students to fill them. So, take your time, shop around, and sign a lease when you are ready. Off Campus Life is here to help you with your search, and we recommend following the steps below to assist you with your housing search.

2023-2024 AVERAGE RENTAL APARTMENT COSTS

DISTANCE FROM CAMPUS: 2 MILES OR LESS

SIZE	COST
6 BR / 6 Bath	\$1,020
5 BR / 5 Bath	\$992
4 BR / 4 Bath	\$941
3 BR / 3 Bath	\$1,057
2 BR / 2 Bath	\$1,144
1 BR / 1 Bath	\$1,645
Studio	\$1,480
Application Fee	\$187
Deposit with Guarantor	\$119
Deposit without Guarantor	\$1,500
Monthly Pet Fee	\$29
Pet Deposit	\$278
Short Term Lease Fee	\$125
Parking Fee - Cars	\$136
Parking Fee - Scooters	\$27

DISTANCE FROM CAMPUS: 3 MILES OR MORE

SIZE	COST
6 BR / 6 Bath	\$799
5 BR / 5 Bath	\$819
4 BR / 4 Bath	\$631
3 BR / 3 Bath	\$748
2 BR / 2 Bath	\$855
1 BR / 1 Bath	\$1,459
Studio	\$1,424
Application Fee	\$109
Deposit with Guarantor	\$34
Deposit without Guarantor	\$889
Monthly Pet Fee	\$29
Pet Deposit	\$276
Short Term Lease Fee	\$113
Parking Fee - Cars	\$14
Parking Fee - Scooters	\$25

STEP 1: DON'T RUSH

Gainesville is a renter's market, so take your time and enjoy the search. It can be an exciting experience to choose your future home!

STEP 2: BUDGET

Most students typically live in 3 or 4-bedroom apartments with each person having their own bedroom and bathroom. Roommates share the kitchen and living room. These types of complexes allow students to meet other students and share in the cost of off-campus housing. The average cost for a room in a 4-bedroom complex is \$631-\$941 per month.

Most complexes have a cap on utilities. When touring complexes, ask for the cap amount. If you go over the utility cap, the complex will split the difference among the roommates. Some fees associated with signing a lease off campus include application fees, redecoration fees, first and final month's rent, security deposit, pet fees (if applicable), and cost for furniture per month. Factor these extra costs into your budget as well.

Gainesville also has 3-bedroom, 2-bedroom, 1-bedroom, studio apartments, condos, and houses for rent. See the chart on this page for average prices. Keep in mind some of these average costs cover utilities, cable, internet, and furniture, while some do not. When taking a tour ask what's included in the rent.



“Take your time with your search. We have plenty of off-campus housing in Gainesville. Off Campus Life staff are here to help you.” - **Nora Kilroy**

STEP 3: FREE OFF CAMPUS ONLINE HOUSING LOCATOR SERVICE

Visit OCL’s off-campus Housing Locator at housing.offcampus.ufl.edu to search our database for off-campus housing.

You can customize your search based on various criteria such as price, location, amenities, number of bedrooms, pet-friendly properties, etc. You can also use the locator to search for subleases, post subleases, and to find roommates.

STEP 4: TOUR PROPERTIES

Off Campus Life recommends that you tour at least 5-6 different apartment complexes before you sign a lease off campus. We also advise that you NEVER sign a lease in a complex you have not toured in person.

When taking a tour check for safety features such as lighting, property upkeep, property amenities, distance to campus, bus stop location, neighborhood features, and supportive property management/landlord. Keep track of your likes and dislikes for each property and refer back when making your final decision.

STEP 5: LEASES

Once you sign a lease, it is a legally binding agreement and often impossible to break or change. Gainesville has two types of leases: individual and joint.

An **individual lease** allows all roommates to sign their own lease. Under an individual lease, each roommate is responsible for their own rent. If a roommate does not pay his or her rent, the other roommates will not be held responsible for the rent. The individual lease is the most common lease for 3 or 4 bedroom apartments and is recommended by Off Campus Life.

The other type of lease is the **joint lease**, which is more common in houses and condos for rent. This lease also requires all residents to sign the lease, but under a joint lease, the landlord can hold the other roommates responsible for the cost if a roommate does not pay the rent.

Some complexes require students to have a guarantor or co-signer for their lease. The guarantor is typically a family member or friend who is willing to assume the monthly cost for the rent if for any reason you are not able to pay the rent.

Before signing the lease, make sure the move-in date is before classes begin and the move-out date is after finals are over. Visit the UF Registrar website for academic dates at registrar.ufl.edu. Off Campus Life suggests you only sign a lease for the length that you need. If you know that you only need or want a 10-month lease, ask the complex to accommodate this need. Most complexes will charge an additional monthly fee for a lease shorter than 12 months, but that cost will likely be less than having to pay for months of rent that you do not need.

Another resource for students at UF is **Student Legal Services**. You can set up an appointment with Student Legal Services to review the leases you are considering before you sign a lease. Visit the Student Legal Services website studentlegalservices.ufl.edu and click on apply for services. Even if you are not currently taking classes, you can still take advantage of this resource. Just note on your intake form that you are a new student.

STEP 6: SAFETY

Off Campus Life advises going back to tour a prospective complex or house at night to check for various night safeguards: Is there adequate lighting? Is the security gate working? Do you need to walk through an unlit area to get to the bus or parking lot? How’s the complex noise level? For more safety tips, **see pages 23-25**.

A great resource to check before signing a lease is City Protect. The City Protect website allows you to see all the crime that has occurred in certain areas in the past week or month. Go to the City Protect website cityprotect.com to search for crime statistics based on address.

STEP 7: TRANSPORTATION

The #1 mode of transportation for students is the Regional Transit System (RTS) bus system. Students pay a transportation fee as part of their tuition. Simply show your Gator 1 ID and you can take the bus anywhere, both on and off-campus. More than 90% of students utilize the bus on a daily basis and 90% of apartment complexes are located on the RTS system. To learn more about bus routes and the resources RTS provides, please visit their website go-rt.com.

If you are interested in driving to campus, you must purchase a decal to park on campus between 7:30 a.m. - 4:30 p.m. After 4:30 p.m. on weekdays, you are able to park on campus in most areas without a decal. Be sure to read the signage for appropriate parking locations and hours.

To purchase a parking decal visit the Transportation and Parking Services website taps.ufl.edu to complete the online decal form. Decals are connected to your license plate, therefore your decal request is connected digitally to your vehicle.

Also provided by Transportation & Parking Services is UF SNAP. SNAP is a nighttime pick-up and drop-off service available only on the UF campus. To order a SNAP ride download the UF SNAP by Spare app.



Questions TO ASK WHEN TOURING APARTMENTS

It never hurts to ask questions. Below are the top questions you should ask when touring a prospective apartment or rental home before you sign a lease. Visit offcampus.ufl.edu/tour to print additional copies of this page.

COST

1. What is the rent cost per month?
2. What is included in the rent? Utilities, water, electric, cable, internet? Is there a cap on utilities, if so how much is the cap?
3. Are the apartments furnished? Is there an additional cost for furniture?
4. Are there any move-in specials?
5. What other costs are necessary to move in? Application fee, deposit?
6. What options do I have to pay my rent? Can I pay with a credit card, check, or other options?
7. Will I need a guarantor? If I have a guarantor, will you waive the deposit? What is the cost if I don't have a guarantor?
8. Will I need to set up my own electric or other services?
9. When is the rent due? Is there a grace period? What are the late fees? When do they take effect?
10. Are pets allowed? Is there an additional deposit or monthly charge?
11. What are the requirements for a full refund of my deposit?

LEASE

12. What type of lease do you offer? Joint or individual?
13. How long is the lease? Can I get a shorter lease? Is there an additional monthly fee?
14. If I need to, can I sublease or break my lease? Will I need to pay a sublease fee?
15. Can I get a copy of the lease to review prior to signing? (UF Student Legal Services can review your lease before you sign it, for free! studentlegalservices.ufl.edu)

AMENITIES

16. Do you provide roommate matching? How do you match roommates? What happens if I don't like my roommate, will you move me? Is there a fee to move? Is it possible that my roommates will be non-students?
17. What types of people live in the complex? Undergraduate students, graduate students, nonstudents, or families?

AMENITIES CONTINUED

18. Where is the nearest bus stop? What routes serve this complex? Do I have to walk through an unlit area to get to the bus? How often do they run?
19. What facilities are offered (pool, gym, study rooms)? What are the hours?
20. Is parking provided? Do I have an assigned spot or do I need to purchase a parking decal? Is there a monthly or yearly cost? Is there guest parking? Do I need a city parking pass?
21. Does the complex organize any community events? If so, what types of events?

MANAGEMENT

22. How can I report problems with roommates or other tenants? How do you handle roommate and neighbor issues?
23. What types of maintenance issues do you have?
24. How old is the apartment complex or rental house?
25. When was the last time the complex and the unit I'm interested in were remodeled?
26. How do you handle pest control? What are your most common pests? Have you had any issues with bed bugs?
27. Do your maintenance or pest control providers enter apartments without giving notice?
28. How do I fill out a maintenance request?

SAFETY

29. What type of security features do you provide? Do you have a security officer? If so, what type of support do they provide?
30. Is the community gated? Do you need a code or card to access the gate?
31. What is the most common safety complaint of residents?
32. Do the windows lock? Does the door have a deadbolt? Does the door have a peephole? Do individual resident rooms have a lock? Can I install locks? How can I verify that you've changed the locks between residents?
33. Have you had any crime on the property? If yes, how have you addressed crime that has occurred?

Rate YOUR APARTMENT

Off Campus Life recommends touring 5-6 properties in person before signing a lease. This self-rating system will help you record the answers to your questions and compare the important factors when making a decision on your next rental apartment or house. To print additional copies of this page, visit: offcampus.ufl.edu/rateyourapartment.

APARTMENT NAME(S): _____
(Rating Check List: 1 = Doesn't meet, 2 = Meets, 3 = Exceeds Expectations)

COST

RATING: _____

- Price per month _____
- Deposit cost
 - With guarantor _____
 - No guarantor _____
- Application fee _____
- Pet deposit & monthly pet fee _____
- Sublease costs _____
- Parking costs _____
- Payment options: money order, check, credit card, online payment
- Are you required to have renters insurance?
- What is the cost per month for renters insurance? _____

WHAT'S INCLUDED

RATING: _____

- Utilities (water, electric, wastewater, gas)
- Cable
- Internet
- Washer/dryer
- Furniture
- Parking

LOCATION

RATING: _____

- Distance to campus
- Convenient to shopping/work
- Proximity to RTS bus stop

ACCESSIBILITY

RATING: _____

- Elevators
- Wheelchair accessible
- Other _____

AMENITIES

RATING: _____

- Gym
- Pool
- Emergency maintenance
- Garbage disposal
- Recycling
- Dishwasher
- Garage
- Concierge/valet garbage pick-up
- Fitness center
- Study area
- Clubhouse
- Wood floors
- Fireplace
- Can you have pets?
- Is there a weight, breed, or type of pet limit?
- Dog park
- Quiet hours

LEASE

RATING: _____

- Joint
- Individual
- All-inclusive (rent includes utilities, cable, internet, furniture)
- Length of lease: _____
- Beginning date: _____
- End Date: _____
- Sublease cost/requirements: _____
- Do you need a guarantor?

NOTES: _____

TRANSPORTATION/PARKING

RATING: _____

- Parking provided
- Cost for parking
- RTS bus service
- What routes & how often do they run
- Bus stop location
- City decal available/cost

LEASE

RATING: _____

- Property well-maintained
- Deadbolts on entrance doors
- Peepholes on entrance doors
- Windows that lock
- Bedroom doors that lock
- Front doors visible from the parking lot or street
- Slide card or key fob locking system on
- Exterior/hallway doors
- Fire extinguishers in apartment
- Working fire alarms
- Is there a sprinkler system
- Well-maintained landscaping
- Good lighting at night
- Security gate/guard
- Checked crime stats cityprotect.com

FINAL STEPS

TOTAL: _____

- Read the lease
- Bring lease to Student Legal Services to review studentlegalservices.ufl.edu
- Get a copy of any signed leases or guarantor agreements
- Take your time and don't rush!

SUBLEASES

WHAT IS A SUBLEASE?

A sublease is when you take over a lease from another person or find someone to take over your lease. For example, if you have an internship in the spring and you have a 12 month lease, then subleasing to another student will allow you to find someone to replace you in the lease and you will no longer be financially responsible for the remainder of the lease. If you are an international student or will graduate early and need a short term lease you can sublease an apartment from another student. Below are some tips to follow to help you with this process.

FINDING SOMEONE TO SUBLEASE YOUR APARTMENT

Off Campus Life provides the Housing Locator [housing.offcampus.ufl.edu](https://offcampus.ufl.edu) available on the OCL website where you can post your sublease for rent. To post your sublease listing, click on sign up, click on UF students, create a profile, and follow the steps to post your sublease. This service is **FREE** to all UF students, faculty, and staff, but you need to use your UF (ufl.edu) email to post your listing. It is important to remember that Gainesville has more apartments for rent than people to fill them. Post your listing early and know that listing is not a guarantee that you will find someone to sublease your apartment. Off Campus Life also recommends that you do the following five things to make sure your sublease process goes smoothly.

1. Check with your apartment complex management to ensure it is ok for you to sublease your apartment.
2. Ask the management about the protocol and cost associated with subleasing. Some apartment complexes do charge a sublease fee, which should be listed in your current lease.
3. After posting your sublease make sure you respond to all email and phone call contacts about the sublease. This will increase the likelihood of you finding someone to take over your lease.
4. Don't accept any money or rent from potential people who want to sublease your apartment. Instead, bring the potential sublease person to meet the apartment complex staff and make sure they are aware that this person is taking over your lease. They will then sign a lease with the apartment complex and you won't be responsible for taking any rent money or paying rent for the remainder of the lease.
5. Make sure you pay any sublease fees and get the proper paperwork from the apartment complex releasing you from your lease. You will typically get this paperwork after the person has signed the sublease paperwork.



LOOKING FOR AN APARTMENT TO SUBLEASE

Off Campus Life provides the Housing Locator [housing.offcampus.ufl.edu](https://offcampus.ufl.edu) where you can search for subleases. To search for a sublease, click on View Rentals, then along the top menu select More and select the sublease semester you need. This will bring you to a list of sublease listings and you will be able to review the listings and find a property for the amount of time that you will be in Gainesville. Below are some tips to help you with your sublease search.

- ▶ Tour all sublease properties in person before signing a lease.
- ▶ Take the opportunity to meet all potential roommates and make sure that you are comfortable living with them.
- ▶ Do not enter into just a verbal sublease agreement, you should sign a sublease contract directly with the apartment complex management or landlord.
- ▶ Make sure your sublease contract move-in dates and move-out dates coincide with academic dates. Visit the Registrar's office website registrar.ufl.edu for academic dates.
- ▶ By being on the lease, you will be able to take advantage of any property amenities and maintenance services.
- ▶ Make sure you make any and all rent payments to the apartment complex manager or landlord.
- ▶ UF's Student Legal Services can review any sublease agreements for free before you sign them. Here is a link to their website (studentlegalservices.ufl.edu). Click on the "apply for services" link to set up an appointment.



STUDENT LEGAL SERVICES (SLS) IS A FREE AND CONFIDENTIAL SERVICE FOR ELIGIBLE UF STUDENTS:

The primary purpose of SLS is to help students deal with their legal problems by giving free legal advice and providing professional legal representation in certain cases.

Student Legal Services is staffed by four experienced attorneys who are particularly sensitive to the needs of student clients. All consultations are strictly confidential. All UF students enrolled for 6 or more hours and paying Activity and Service Fees are eligible for SLS services.

Student Legal Services also seeks to educate students about their rights and responsibilities in an increasingly complex world. SLS educates students through lectures, workshops, presentations, and the distribution of information and materials on a variety of legal issues. In addition to the legal counsel provided to individual students, Student Legal Services offers learning and involvement opportunities for students interested in careers in the legal profession.

STUDENT LEGAL SERVICES PROVIDES IN-COURT REPRESENTATION IN:

- ▶ Landlord-Tenant Cases
- ▶ Sealing or Expunction of Criminal Records
- ▶ Name changes
- ▶ Dissolution of Marriage (uncontested cases, without children or real property)
- ▶ Adoption (uncontested, step-parent)

STUDENT LEGAL SERVICES PROVIDES ADVICE AND ASSISTANCE IN:

- ▶ Lease Reviews (before you sign)
- ▶ Traffic Citations
- ▶ Criminal Charges
- ▶ Consumer matters such as defective products and services, warranties, contracts, credit and identity theft
- ▶ Property Damage
- ▶ Insurance
- ▶ Preparation of Affidavits
- ▶ Powers of Attorney and Living Wills
- ▶ Provides free notary services
- ▶ Assists students in obtaining Gator 1 Domestic Partner Cards
- ▶ Provides legal advice to registered Gator student organizations on some matters
- ▶ Visit the SLS website at studentlegalservices.ufl.edu for more information or to schedule an appointment.

OFF CAMPUS LIFE Advice

Be sure to get all agreements with your landlord in writing. Repairs, refunds, etc. should all be documented in writing and not simply a verbal agreement. If your landlord is not performing his or her responsibilities, consult Student Legal Services for your options to remedy this. Go to studentlegalservices.ufl.edu to schedule an appointment, or call 352-392-LAWS (5297) for more information. SLS is located in the Reitz Union on Level 3.



OFF CAMPUS LIFE *Advice*

Off Campus Life offers a free roommate finder service on our Housing Locator at housing.offcampus.ufl.edu. Create a roommate profile with information about yourself to read other students' profiles and find a match!

ROOMMATES

As in any relationship, communication is key. If you are considering having a roommate(s), do not assume another person knows what you're thinking. Share your expectations about all lifestyle topics including household chores, a rent/bill payment schedule, groceries, having company over, etc. Make sure each party understands the expectations. Compromise each of your needs and wants to make sure that all parties are being fairly heard and respected.

Having roommates can be a good way to meet new people, learn and practice effective communication skills, and save on living expenses.

ROOMMATE MATCHING VS. ROOMMATE PLACEMENT

Many apartment complexes offer roommate matching or roommate placement to help you find a roommate.

Roommate matching occurs when you fill out a form of preferences including living habits, cleanliness, interests, etc. Apartment management attempts to match you with compatible roommates using this form.

Roommate placement is when apartment management will place you in any open space with no consideration of your living habits. In either situation, make sure you can switch rooms if the apartment management places you with roommates with whom you are not compatible.

HOW TO PICK A ROOMMATE

Think of your daily living habits. Are you messy or neat? Do you like having people over or do you prefer your home to be your personal place of solitude? Think of someone who has a similar lifestyle and whose habits you can live with. Communicate your needs and expectations to ensure a healthy living situation.

WHAT TO DO WHEN YOU CAN'T SOLVE ROOMMATE ISSUES

All relationships, including the one with your roommate(s), require communication and effort. No matter how close you are to your roommate(s), you will need to work together to establish and maintain a positive living environment.

Before you move in, discuss with your roommates what everyone is bringing. Once everyone arrives, organize a group meeting to discuss how things will work.

Make sure you have a good idea of everyone's habits before agreeing to live together. Remember that everyone is going to be different.

Talk about how you will divide the house cleaning and set standards. It is important that everyone know exactly what is expected in keeping the living space clean. Speaking openly about what you expect from each other and about your personal lifestyle habits are important steps that many people skip, especially when friends are living together.

SOME RESOURCES AND OPTIONS AVAILABLE TO HELP YOU RESOLVE ROOMMATE CONFLICT ARE:

- › **Off Campus Life's Roommate Agreement and Chore Chart** are two resources to help you establish guidelines and open lines of communication with your roommates. See following pages for both resources.
- › **Transfer:** Talk with apartment management to see if a transfer is possible. Depending on your lease, this may or may not be an option. Moving might require paying a fee.
- › **Sublease:** Make sure that you are able to sublease your apartment according to your lease terms. Bring a copy of your lease to Student Legal Services in 3500 Reitz Union to see if this is an option.
- › **Tough it Out:** If you cannot move, make the most of the situation and act maturely. There is no sense in making the situation worse than it already is, try to continue to communicate positively and respectfully.

DOES YOUR ROOMMATE NEED HELP?

If you are concerned about your roommate and want to help but don't know how, consult with the CARE office through the Dean of Students Office. Visit umatter.ufl.edu for more information.

LANDLORD AND TENANT COMMUNICATION

Make sure to talk to your apartment management team or landlord about any concerns you have with their property, from repairs to roommate issues. Keep them involved in your experience because they can be valuable assets. Make sure you get any agreements between you and your landlord or apartment complex management in writing. If your landlord refuses to make repairs or hold up their end of the lease, get legal assistance from UF's Student Legal Services office studentlegalservices.ufl.edu.

OFF-CAMPUS ROOMMATE GUIDE

Off Campus Life recommends that students complete a roommate agreement the first week they move in together. The contract is designed to give you the opportunity to establish some basic guidelines about the details of your living arrangements. We encourage you to sit down and discuss each section, while remaining as truthful as possible. Be sure to post the written agreement in a prominent place, such as the refrigerator.

SETTING EXPECTATIONS

No matter how close you are to your roommate(s), you will need to work together to establish and maintain a positive living environment. The most common problems arise when little issues become big ones because they are not addressed early on. Remember, ignoring a problem doesn't make it go away. Identify problems, their causes, and what each roommate can do to solve them. Off Campus Life also recommends face to face communications when issues arise.

SAMPLE ROOMMATE AGREEMENT

TERMS

This agreement shall remain in effect from _____ to _____.

If for any reason a roommate should move out before the date shown, under the lease/rental agreement, the departing roommate will be held responsible until a replacement is found. If a substitute roommate is found, the remaining roommate(s) must approve him/her. The departing roommate should notify the landlord, as well as the other roommates, within 30 days, so that proper arrangements can be made. The roommate who is leaving is still obligated to the landlord by the terms of the lease and is responsible to find a new roommate to be responsible for the duration of the lease/rental agreement.

RENT

Rent amount for the unit: \$_____ Amount each roommate is responsible for: \$_____
Date rent is due each month: _____

DEPOSIT

Roommates have a security deposit of \$_____ each, totaling \$_____.

Each roommate is responsible for his/her share of the charges associated with damages. If the cause cannot be determined, the roommates will split the cost of the damages equally.

PETS

If pets are permitted under the lease, each pet owner shall be responsible for any damages caused by his/her pet. This includes damage to furniture, carpeting, blinds, doors, lawn, and garden.

PERSONAL PROPERTY

All roommates agree to refrain from borrowing roommates' personal items without prior approval. Exceptions to this should be clearly stated, with the roommates reserving the right to change their minds about the sharing of their items and updating this Roommate Agreement. Property that is borrowed will be used respectfully and returned in the same condition. If damage is done to personal property, the roommate responsible for damage will be held liable.

UTILITIES

- Utilities are included in the rent
- Roommate _____ that is responsible for utilities.
- Date _____ that roommates will pay responsible roommate for their portion of the utilities.

KITCHEN CLEANUP

Each roommate agrees to do his/her own dishes as needed. A schedule of kitchen cleanup may be attached. It will include cleaning the refrigerator and oven, mopping the floor, and emptying the trash.

ADDITIONAL TERMS OF AGREEMENT

In addition to the items above, the following items have been known to cause conflict between roommates. If you foresee any of these as a problem, write out and attach any needed additional agreements. Space is provided for listing other issues needing specific agreements.

Is smoking allowed in the apartment? **Yes** or **No**

Is alcohol consumption allowed in the apartment? **Yes** or **No**

Are guests allowed to stay in the apartment or house? **Yes** or **No**

How long are guests allowed to stay? (*length of time*) _____

How far in advance should you notify your roommates that you will be having a guest? (*length of time*) _____

What expectations do you have for guest behaviors (for example they can't eat shared food, etc.): _____

Will you share food? **Yes** or **No** If you are NOT sharing food items, how will you keep food items separate? _____

Will you share household items? Select all items that you will share:

- Dishes, glasses, silverware Vacuum
- Pots & pans Other household items:
- Cleaning supplies

Will you have quiet hours for studying and sleeping? **Yes** or **No**

What will those hours be? _____

Will you be sharing a television or gaming system? **Yes** or **No**

What will be the AC temperature? _____

What will be the heat temperature? _____

What will you do to insure the security of your apartment/house (lock doors, close windows, set alarm, etc.)? _____

SIGNATURES OF ROOMMATES

As a participant in this agreement, I realize that I, as well as each of my roommates, have equal rights to the use of the space and facilities in the dwelling, with the exception of the areas we have designated as each one's private space. This agreement is intended to promote harmony between roommates by clarifying the expectations and responsibilities of roommates to each other. Each roommate should sign below and retain an original copy for their records.

The parties have executed this agreement on _____ (*date*) for _____ (*address*)

- | | |
|----------|----------|
| 1. _____ | 4. _____ |
| 2. _____ | 5. _____ |
| 3. _____ | 6. _____ |

OFF-CAMPUS ROOMMATE CHORE CHART

Divide house work evenly by working with your roommates to create a chore chart.

CHORES (Rotate Roommate Names Weekly)	COMPLETED (Initial Box)
Place name here. Fridge & Microwave	<input type="checkbox"/> week 1 <input type="checkbox"/> week 2
Place name here. Kitchen Surfaces	<input type="checkbox"/> week 3 <input type="checkbox"/> week 4
Place name here. Trash & Recycling	<input type="checkbox"/> week 1 <input type="checkbox"/> week 2
Place name here. Dust Common Areas	<input type="checkbox"/> week 3 <input type="checkbox"/> week 4
Place name here. Common Floors	<input type="checkbox"/> week 1 <input type="checkbox"/> week 2
Place name here. Guest Bathroom	<input type="checkbox"/> week 3 <input type="checkbox"/> week 4
Place name here. Windows	<input type="checkbox"/> week 1 <input type="checkbox"/> week 2
Place name here. Yard Work & Patio	<input type="checkbox"/> week 3 <input type="checkbox"/> week 4
OTHER: _____	

To print more copies of this form or for more tips living off-campus, visit: offcampus.ufl.edu/roommatechore



ROOMMATE NAMES

WEEK 1
WEEK 2
WEEK 3
WEEK 4

PACKING LIST

Don't forget these items when moving to your new off-campus home.

BEDDING

- Blanket/Comforter
- Mattress Pad
- Pillows
- Pillowcases
- Sheets
- Throw Blanket

SCHOOL SUPPLIES

- Backpack
- Stapler
- Pencil Sharpener
- Hole Punch
- Notebook(s) & Folder(s)
- Printer Paper
- Pens, Pencils, Highlighters
- Markers
- Post-it Notes
- Scissors
- Tape

ORGANIZATION & DECORATIONS

- Closet Organizer
- Shelves/Storage Containers
- Adhesives (Sticky Tack, 3M Hooks)
- Mirror
- Clothes Hangers
- Shower Caddy
- Dry Erase Board
- Planner
- Shower Curtain & Rings
- Bathmat
- Small Room Waste Can

APPLIANCES

- Computer or Laptop
- Mouse
- Ethernet Cable
- HDMI & Other Cables
- Flash Drive
- Chargers
- Portable USB Charger
- Printer
- Extension Cord
- Surge Protectors
- Television
- Speaker
- Gaming Console
- Microwave
- Desk Lamp
- Flash Light
- Batteries

TOILETRIES & UTILITIES

- Towels & Washcloths
- Hand Towels
- Loofah/Back Brush
- Toothbrush
- Toothpaste
- Mouth Wash & Dental Floss
- Soap/Body Wash
- Hand Soap
- Deodorant
- Lotion
- Shampoo & Conditioner
- Haircare Products
- First Aid Supplies
- Thermometer
- Advil/Tylenol

- Over the Counter Medication
- Tweezers
- Nail Clippers & Nail Files
- Sewing Kit
- Hair Brush/Comb
- Shaving Supplies
- Makeup
- Cotton Swabs
- Hairdryer
- Toilet Paper
- Tissues
- Air Freshener
- Sunscreen & Bug Spray

KITCHEN

- Pots/Pans
- Strainer/Colander
- Potholder(s)
- Measuring Cup/Spoons
- Cooking Utensils
- Small Containers & Lids
- Can Opener
- Dishes
- Cups & Mugs
- Silverware
- Dishtowels
- Dish Soap
- Dishwasher Detergent
- Dish Sponge/Scrubber
- Waste Can & Garbage Bags
- Yellow Bags (Overflow Garbage)
- Reusable Straws
- Reusable Grocery Bag

CLEANING

- Paper Towels
- Cleaning Rags
- Broom/Dustpan
- Vacuum
- Mop & Bucket
- Floor Cleaner
- Counter Cleaner
- Mirror/Window Cleaner
- Laundry Detergent
- Fabric Softener
- Dryer Sheets
- Lint Brush
- Stain Remover Stick/Spray
- Laundry Basket/Bag
- Iron & Ironing Board
- Kitchen Soap

PERSONAL ITEMS

- Clothes
- Umbrella/Rain Jacket
- Bike Lock(s), Reflectors, Lights
- Bike/Scooter Helmet
- Insurance Info & Drivers License
- Gator 1 ID
- Debit or Credit Cards
- Glasses/Contacts/Sunglasses
- Toolkit
- Prescription Medication

MISCELLANEOUS

MOVING OUT

Just as with moving in, moving out requires planning and work. Plan ahead, get boxes, and pack your belongings little-by-little. Get friends and family to help make the moving process a little easier. Below is a move-out checklist.

- Check the lease end date.** By what date do you need to move out or renew your lease in order to stay?

If you haven't renewed your lease by the landlord's deadline (which may or may not be the last day of your lease), the landlord may rent the apartment or house to someone else.

- Don't wait until the last minute.** Do not underestimate the time it takes to pack all your belongings and move. Start packing about 30 days before you need to vacate.

- Donate.** Pack up in stages to allow yourself time to sell, donate, or find homes for things you no longer need or should not be disposed of with standard curbside or dumpster garbage. Donate clothes, couches, and canned foods that you don't need.

- Move-out policy.** Do you need to return keys or have the carpet steamed before leaving? Find out from property management any specifics you may need to do before moving out.

- Renting a truck, movers, or a storage unit?** Call ahead to reserve since lots of other people are moving out at the same time.

- Camera time.** Take pictures or video of your empty apartment so you have documentation of the condition of the property when you left.

- Scrub the tub.** Make sure you thoroughly clean the apartment. Save all receipts regarding cleaning (products, professional service, etc.) as proof.

- Find out the date when you will get your security deposit back.** You are not necessarily guaranteed your security deposit. If there are damages or cleaning needed, the landlord may use money from the security deposit to repair the property.

- A landlord has 15 days after termination of the lease to return the security deposit or send a notice by certified mail stating how much is going to be deducted from the deposit and why.

- If you have concerns, you must object to the deduction in writing within 15 days of your receipt of the notice or the deductions are authorized. If the notice is not postmarked within 15 days, the landlord forfeits the security deposit. If the property was damaged, the landlord can sue you even when the 15-day notice is not given. Consult an attorney or Student Legal Services before filing any lawsuits.

- Keep in touch.** Give your landlord your new mailing address and phone number in case they have follow-up questions.

DONATIONS

Goodwill

goodwill.org

3520 SW 34th Street
Gainesville, FL 32608
352-376-9041

1223 NW 23rd Avenue
Gainesville, FL 32609
352-370-2361

The Salvation Army

salvationarmy.org

639 E. University Ave.
Gainesville, FL 32601
352-376-1743

Haven Hospice Attic Resale

beyourhaven.org

300 NW 8th Avenue
Gainesville, FL 32608
352-378-7484

Hitchcock Field & Fork Pantry

fieldandfork.ufl.edu

564 Newell Drive
Gainesville, FL 32603
352-294-3601

Bread of the Mighty Food Bank

breadofthemighty.org

325 NW 10th Ave.
Gainesville, FL 32601
352-336-0839

CONSIGNMENT

Sandy's Resale

sandysresale.com

4148 NW 13th Street
Gainesville, FL 32609
352-372-1226

Plato's Closet

platoscloset.com/locations/gainesville-fl

3441B West University Ave
Gainesville, FL 32607
352-374-4402



LEARN
LEARN
LEARN
LEARN
LEARN
LEARN
LEARN
LEARN
LEARN
LEARN

Learn

Safety

PERSONAL SAFETY

- › Be aware of your surroundings at all times.
- › Be mindful of what's going on while you're on the phone or while wearing headphones.
- › **Do not walk or exercise alone at night outdoors.** If you're on campus, you can request a ride from SNAP through the UF SNAP by Spare app.
- › Do not get in a vehicle with a stranger for any reason.
- › Walk in groups and stay in parts of town that are well lit and familiar.
- › **Consider downloading the GATOR SAFE app.** This app pairs mobile GPS technology with existing campus safety infrastructure and allows students to summon help anywhere on campus.

PARTY SAFETY

You must be 21 or older to drink alcohol. If you choose to drink alcohol, be sure to do so responsibly.

UF and the City of Gainesville take alcohol related rules and regulations seriously, so be aware that inappropriate and potentially harmful behavior will not be tolerated and may be punishable.

If you are the host of a party, you can be held liable for the actions of your guests. If there are minors consuming alcohol at your party, even if you personally did not hand them something to drink, you are still deemed responsible for their actions. Be sure to offer non-alcoholic beverage options and have snacks available to curb alcohol's absorption into the bloodstream.

Below are some tips from GatorWell, UF's Health Promotion Service, to be aware of when drinking:

- › Avoid playing drinking games. They can cause you to drink too much too fast.
- › Pace yourself to one or fewer drinks per hour. Alternate drinks with non-alcoholic drinks, such as soda or water.
- › Keep track of how many drinks you consume and choose a pre-set limit or limit the number of hours you drink and do not exceed that number.
- › Eat a meal before and/or during drinking, preferably with protein.
- › Plan how you will get home before going out. Use a designated, sober driver. Know the RTS Later Gator routes and times, or download Uber and Lyft apps.
- › Be aware of your surroundings. Use the buddy system and never leave your drink unattended.
- › Choose not to drink or go to a place where the main activity is not drinking.
- › If you choose to drink, remember that an individual cannot legally consent to sexual activity if he or she is drunk (Blood Alcohol Concentration is .08 or higher).
- › Know the signs of alcohol poisoning (unconsciousness, cold, clammy, pale or bluish skin, slow or irregular breathing, vomiting while passed out, etc.) and call 911 immediately.

For alcohol safety information, visit the GatorWell website at: gatorwell.ufsa.ufl.edu




APARTMENT/HOUSE/CAR

- › Keep your doors/windows to your apartment/home locked at all times.
- › Keep bicycles and scooters locked up at all times.
- › Keep car doors locked at all times.
- › Do not leave valuables in your car. Laptops, textbooks, or clothing are items easily sold and often entice thieves.
- › Ensure you have and use a peephole on your front door before opening the door.
- › Don't open your door to strangers and do not let delivery people into your home.
- › Only let maintenance workers in if the complex management or your landlord has contacted you to inform you of the date, time, and reason for their visit.
- › Ensure that the trees and shrubs around your apartment/house doors and windows are cut back enough so they don't obscure your view out of your apartment.
- › Make sure apartment complex lights are working.
- › Contact apartment complex management or landlord for yard work and exterior lighting maintenance immediately.
- › If you see someone suspicious, call the police immediately and notify your apartment complex management or landlord.
- › Utilize the myGNV app to report any city concerns including missing stop signs, streetlight outages, etc.

LAW ENFORCEMENT AGENCIES

There are three law enforcement agencies in Gainesville that have several programs to meet the needs of students and non-student community members. Visit their websites to find out more:

- › **University of Florida Police Department (UFPD)**
police.ufl.edu | 352-392-1111
- › **Gainesville Police Department (GPD)**
gainesvillepd.org | Emergency: 911
Non-emergency: 352-955-1818
- › **Alachua County Sheriff's Office (ASO)**
ACSO.us | Emergency: 911
Non-emergency: 352-955-1818



Safety:

UFPD RESOURCES

GATORSAFE APP

Safety Resources at Your Fingertips with UF GATORSAFE Mobile App. Smartphone users who download the free GATORSAFE safety app can now report tips to the UF Police Department, make emergency calls, and perform other functions that improve your personal safety and security. Report a crime tip to UF Police (even anonymously), attaching pictures and video. Trigger Mobile BlueLight to simultaneously send your location and call UFPD. Use the Personal Safety Toolbox which contains a Flashlight, Loud Alarm, the ability to send your location, and much more.

VICTIMS SERVICES

The Office of Victim Services provides a civilian support person for anyone who may become a victim of crime while on the University of Florida campus. A Victim Advocate is available 24-hours a day, seven days a week, to provide support for victims of actual or threatened violence. All services are free and confidential.

A Victim Advocate also provides emotional support and can assist with referrals for counseling and other services that may be required. A Victim Advocate can be reached 24-hours daily through the University of Florida Police Department's dispatch center at 352-392-1111. Victims may also contact an advocate directly on weekdays (Monday - Friday) between 8:00 a.m. and 5:00 p.m. by calling 352-392-5648.

S.A.F.E. (Self-Defense Awareness and Familiarization Exchange)

The SAFE program is taught by nationally certified instructors who are dedicated to helping members of our community become more aware of and better familiar with basic self-defense concepts. The course is a 2-hour class geared toward women. The class starts with a PowerPoint, then progresses into an hour-long physical self-defense familiarization presentation. To register for this free course visit police.ufl.edu.

OPERATION IDENTIFICATION

Operation Identification is a free property registration program provided by the University of Florida Police Department. Operation Identification can be used to register any item with a serial number, including your cellphone, laptop, or tablet.

Bicycle owners are strongly encouraged to register your bicycles with UFPD. A decal must be affixed to bicycles, so bicycle registration is required in-person at the Community Services Division, the UFPD front desk, or by any University of Florida police officer.

Visit police.ufl.edu for more information.

TRANSPORTATION

No car? No worries! Gainesville offers various ways to get around town without a car.

WALKING

Be sure to keep an umbrella with you at all times. The unpredictable Florida weather has plenty of rain with little warning. Also, bring a water bottle to stay hydrated during your walk. Lastly, be safe. Don't cross the street against the lights, follow all crosswalk signals, stay on the sidewalk, avoid walking alone at night when possible, and always be aware of your surroundings.

BIKES

Gainesville is a bike-friendly city with bike lanes on most roads. Register your bicycle with UFPD in person at their office located on the southeast corner of Museum Road and Newell Drive. Off Campus Life encourages everyone to wear a helmet. If you need one, visit UFPD and claim yours for free. Cyclists should observe all traffic laws floridabicycle.org.

Bike Safety Tips:

- ▶ Wear a helmet while riding a bike and/or e-scooter.
- ▶ Cyclists must obey all traffic signs, lights, and signals.
- ▶ You must ride on the right side of the road with the flow of car traffic.
- ▶ When riding on a sidewalk or crosswalk, bike riders must obey pedestrian laws and yield the right of way to pedestrians.
- ▶ When riding between dusk and dawn, bikes are required to have a white headlight on the front of the bike and a red light on the rear. Rear lights must be an actual light, not a reflector. UFPD gives these out for free.

- ▶ Also, wear bright colored and reflective clothing to make sure you're seen.
- ▶ The 20 mph campus speed limit pertains to bicyclists, too.

BIKE SAFETY LAWS & TIPS

Bicycles are vehicles. Traffic violators on bicycles are subject to the same fines as violators in automobiles, \$159 for a moving violation, \$257 for running a red light, \$106-\$109 for a non-moving violation, and \$57.50 for a violation specific to a bicycle operation.

For more information, go to police.ufl.edu/how-do-i/links-faqs/bicycle-laws

REGIONAL TRANSIT SYSTEM (RTS)

Gainesville's local bus system has lots of routes that will take you on and off-campus. Students pay a transportation fee as part of tuition that allows you to take the bus anywhere on or off-campus.

Download the GNV Ride RTS app for up to the minute route tracking. Go to go-rt.com for more information on RTS.

SCOOTERS & MOTORCYCLES

In order to park on-campus, scooters and motorcycles must have a parking decal. Go to Transportation and Parking Services (TAPS) website at taps.ufl.edu for prices and details. Park only in designated parking locations. If you are younger than 21 years old, you are required to wear a helmet while on scooters and motorcycles.

DECALS

There are different decals available to students depending on the amount of credit hours earned and whether you live on or off-campus.

You may purchase your parking decal by visiting taps.ufl.edu/decals. You will need your GatorONE ID, valid license plate number, and all outstanding citations and late fees must be paid before placing your order.

PARKING

On-campus parking requires a decal. Read parking signage, located at the front of every parking lot, to make sure you are parking in the correct location during the correct times.

Parking Map:

Go to taps.ufl.edu/parking-info/parkingmap and see where certain decal parking lots are located.

Fines:

Go to taps.ufl.edu/parking-info/citations/ for information about on-campus fines. There are several parking restrictions that are not decal related. It is your responsibility to know and follow all parking regulations.

Appeals:

Parking citations may be appealed online at taps.ufl.edu/parking-info/citations/. Appeals must be filed within 15 calendar days of issuance of the citation to be accepted and usually take between four to six weeks for a judgment to be issued. The online application may be used to submit initial citation appeals, and to request

an appointment for citation reappeals, suspension appeals or impound fees. For more information call 352-392- PARK (7275).

Impound (Boot/Tow):

Accumulation of three or more delinquent parking citations that have a remaining balance due will be grounds for impoundment.

Additionally, if you currently have five guilty citations during the academic year and receive a sixth citation during the same academic year, your vehicle may be impounded for excessive citations after receipt of the sixth citation and for each citation thereafter. For additional information on impound rules, go to taps.ufl.edu/parking-info/citations/impound-suspension-information.

PARKING IN THE COMMUNITY

Avoid being towed and/or fined by heeding the following precautions:

- ▶ Check for and read all signs that notate parking. Some apartment complexes require a parking sticker or decal for parking, while others do not.
- ▶ Check with management to see what parking requirements your complex has.
- ▶ Do not park in tow-away zones, fire lanes, or handicapped spots if you do not have a permit.
- ▶ If you are a guest, make sure you park in the proper designated area. Some complexes require a visitors parking pass or have designated spots. Guests can be towed, booted, and/or fined for not parking in the proper area.
- ▶ If you live in a house, there are city codes regarding parking. Parking is not allowed on the grass or yard on non-game days. Check with the city or your landlord to see where your designated driveway is.
- ▶ For more information about parking citations and trespass towing, visit the City of Gainesville website at cityofgainesville.org. To file a complaint please visit the Gainesville Police Department's website at gainesvillepd.org or call 352-393-7500.

In some areas of Gainesville, there are parking permit requirements. To get a permit, you will need a letter from management or a landlord. See the city's website at gainesvillefl.gov for more information.

OFF CAMPUS LIFE Advice

If you live in a house or apartment complex close to the UF campus you might be eligible for a City of Gainesville neighborhood parking decal. To learn more about decal availability and cost visit the City of Gainesville website gvilleparking.com/neighborhood-permits.

GPD recommends three steps to secure your Scooter: lock the steering mechanism, use a throttle lock that allows you to lock the throttle of your scooter, and attach a U-lock through your front wheel and frame.



POWER

Visit gru.com/welcome for more tools and resources to make your move easier.

UNDERSTANDING YOUR UTILITIES

Online Tools and Application: Gainesville Regional Utilities (GRU) offers electric, gas, water, wastewater, and telecommunications services. Avoid the crowd and take care of your service changes at gru.com/welcome to make your move as seamless and stress-free as possible. The website has everything you need to start, stop, or move your utility services, including an online application.

International Students: International students must visit the GRU Administration Building to request service. Please bring your passport and any supporting documentation.

Connections: Connection requests are processed on a first-come, first-served basis and connection schedules fill up quickly. Complete your service application as soon as possible to reserve your preferred move-in date. Same-day connections are available on a limited basis for an additional \$40. To request connections call 352-334-3434 during regular business hours.

Account Management Tools: Sign up for eBill, GRU's paperless billing option, at gru.com/ebill to receive and pay your monthly bill online. GRU also offers recurring bank drafts so that you will never miss a payment. Visit gru.com/pay for a list of payment options.

ENERGY-SAVING TIPS FOR RENTERS

Visit GRU's Resources for Renters page at gru.com/welcome before you sign a lease on an apartment or rental home. Use the tools to investigate the utility history of your potential new place, manage your electric and water use, and keep future monthly utility bills low. Below are tips for tackling the highest energy users in your new home.

Air Conditioning & Heating

- › Set your thermostat to 68°F or lower during winter and 78°F or higher during summer. For every degree you stray from the recommended setting, your bill may increase up to 4 percent. Also, keep the thermostat fan in the "auto" position instead of the "on" position.
- › Don't place lamps, TV sets, or other heat producers near your thermostat. The thermostat senses heat from these appliances, causing the A/C to run longer than necessary.
- › Use fans and keep the A/C at a recommended setting. Turn off fans when rooms are empty.

Water

- › About 80 percent of the energy used for washing clothes is for heating the water. Try washing clothes in cold water, your clothes will be just as clean as if you used warm or hot water.

- › Make sure your dishwasher is completely full before running it, then let the dishes air dry. If you don't have an automatic air-dry switch, turn off the control knob after the final rinse and prop the door open a little.
- › Check for running toilets by adding a few drops of food coloring to the water in the tank. If the color shows up in the bowl, contact maintenance to repair the leak.
- › Install low-flow showerheads to save 25 to 60 percent in water usage.

Windows

- › During summer, close your shades to block sunlight, reduce heat gain, and reduce the time the A/C runs.
- › During the winter, open your shades during the day to let in heat from sunlight. Close the shades at night to keep heat from escaping through windows.
- › Check for windows that are broken, do not close properly, or need to be caulked. Drafty windows can allow your expensive conditioned air to escape.

IMPORTANT REMINDERS

With GRU an account number is not required for first-time customers.

To start services, please have:

- Legal name of account holder
- Phone number
- Social security number
- Driver's license (optional)
- Date of birth (min. age 18)
- Email address (optional)
- Physical address of location to start services
- Prior address for first time customers
- Mailing address
- Bank account/routing number (if automatic payment option is desired)
- If you move, you must contact GRU to terminate service and provide a forwarding address for the final bill.

CONTACT GRU

- Phone: 352-334-3434
- In-person (Lobby): 301 SE 4th Ave.
- Online: gru.com/contactus

WASTE & RECYCLING

City of Gainesville, Solid Waste Division
cityofgainesville.org

Top 10 CURBSIDE MANNERS FOR RENTAL HOUSES

1. Put your garbage, recycling, and yard waste out the night before garbage day, and take your containers back up to the house after the contents have been collected. Garbage and recycling containers should be stored, when not in use, out of public view and not visible from the street or by neighbors.
2. You must place yard waste (leaves and small clippings) in reusable cans or brown paper lawn and leaf bags. Lawn and leaf bags can be purchased at any Publix, Home Depot, and Lowes. Limbs can be no larger than 5 feet long and 8 inches in diameter or weigh more than 40lbs per piece.
3. Put loose garbage in bags before placing in the cart. This prevents loose garbage from flying out of the cart on windy days and littering the surrounding environment.
4. Never overflow your cart or use your neighbor's cart. If your cart is full, use the official yellow bags that you can purchase at any Publix or Ace Hardware. Place the yellow bags beside your cart (never on top).
5. Place recycling bins at least four feet away from the garbage cart. This prevents the bins from being tipped over by the garbage truck's automatic arms.
6. Visit gainesvillefl.gov for a list of what can be recycled.
7. Only plastic bottles, jugs, jars, and tubs are accepted for recycling. No plastic bags, cups, foam, or clamshell restaurant containers.
8. Remember, food contaminated corrugated cardboard is not accepted. Only clean, dry corrugated cardboard (no greasy pizza boxes) can be accepted in the City of Gainesville's recycling system. All boxes must be broken down in 4' x 4' pieces or less and placed in or under the orange bin.
9. All containers must be empty of food residue. Remove and dispose of lids and caps in your garbage.
10. Missed collections can be reported by calling 352-334-2330 or online at cityofgainesville.org.

Thank you to the City of Gainesville and Solid Waste Division for providing this information.

› GARBAGE DISPOSAL AND RECYCLING FOR APARTMENT COMMUNITIES

Most apartment complexes provide garbage disposal and recycling in set locations. Contact your management office to determine the nearest location to dispose of garbage and recycling properly. If your complex does not offer recycling, contact the City of Gainesville's Solid Waste Division Office of Recycling 352- 334-2330.

› ELECTRONICS WASTE

Large-sized electronic items can be collected by appointment for homes serviced through the City of Gainesville's Residential Curbside Program. There is no additional cost for this collection service. Smaller-sized electronic items (cell phones, keyboards, mice, cables, etc.) should be dropped off at the Alachua County Household Hazardous Waste Collection Center or other public drop-off sites.

› MISCELLANEOUS ITEMS

To find out how and where you can recycle, donate, compost, resell, repair, or properly dispose of almost anything visit the zerowastegn.com.



OFF CAMPUS LIFE

Advice

ATTENTION RENTAL HOUSES: for garbage that doesn't fit in your receptacle use a yellow bag. On garbage days place yellow bags next to your regular receptacle for pick-up. Yellow bags are available at any Publix and Ace Hardware stores.

GET INVOLVED

Make the most of your UF experience. Get involved, whether that is getting a job on campus or joining a student organization. **Below is a list of on-campus services and resources:**

› CAREER CONNECTIONS CENTER

career.ufl.edu

The C3 provides services to help you figure out your career aspirations and prepare you for the job hunt. Services include: resume critiques, mock interviews, internship fairs, a Fall and Spring Career Showcase, and much more.

› BROWN CENTER FOR LEADERSHIP & SERVICE

leadershipandservice.ufl.edu

BCLS provides the structure and resources to help prepare students to become productive citizens and assume roles of leadership and service in a culturally diverse and increasingly complex society. BCLS fosters lifelong service and civic participation by engaging the University and the greater community in action, change, and learning. Organizations include Florida Alternative Breaks (FAB) and LeaderShape.

› STUDENT ACTIVITIES & INVOLVEMENT (SAI)

studentinvolvement.ufl.edu

SAI houses and supervises more than 1,000 campus student organizations. Go to the 3rd level of the Reitz Union or check out their website to find an organization that interests you.

› GATORWELL HEALTH PROMOTION SERVICES

gatorwell.ufsa.ufl.edu

GatorWell's mission is to help create and promote a healthy campus community by providing individual and group educational sessions, campus outreach activities, and to work on changing policies. They provide services for alcohol, tobacco and drug use, eating disorders, nutrition, sexual health, stress reduction, time management, and sleep.

› FLORIDA GATORS

floridagators.com

The Florida Gators website has everything you want to know about your favorite Gator sports teams, schedules, and ticket information.

› ON OR OFF-CAMPUS JOBS

jobs.ufl.edu

Students can search online for part-time positions at UF. Federal Work-Study positions are offered as well as non needs-based jobs and Veteran's Affairs Work-Study. For more information, students should visit the Student Employment Office in S-107 Criser Hall. For off-campus jobs, students can visit the Career Connections Center for tips and resume review.

› OFF CAMPUS AMBASSADORS

offcampus.ufl.edu/connect/off-campus-ambassadors

The Off Campus Ambassadors (OCAs) is a student organization sponsored by Off Campus Life. Their purpose is to provide support to the Off Campus Life office and help engage students with OCL resources and the greater Gainesville community. All students, whether they live on or off-campus are eligible to be members. To learn more and to apply for membership, visit the ambassador page through the Off Campus Life website.

› STUDENT RECREATIONAL SPORTS

recsports.ufl.edu

RecSports at UF has two workout facilities, an indoor track, 10 tennis courts, six sand volleyball courts, seven basketball courts, 10 racquetball/handball courts, and seven volleyball courts. ResSports provides personal training, physical assessments, intramural and e-sports leagues, sports clubs, nutrition counseling, over 150 weekly group fitness classes, and outdoor programming through CORE (The Center for Outdoor Recreation and Education) and Lake Wauburg. With a student staff of over 500, opportunities for student employment are available as well.

› WHAT TO DO FOR FUN IN GAINESVILLE

cityofgainesville.org

Gainesville is a great city. It is known for being a tree city and has some wonderful state and city parks. Gainesville also has a vibrant arts community with local artists and annual art festivals. To find out more about local state parks visit floridastateparks.org. To find out more about the arts visit cityofgainesville.org and visitgainesville.com. There are lots of things to do in Gainesville. **See page 34 - 35** for a City of Gainesville map with a list of local attractions. Many of the local businesses, including restaurants, auto mechanics, and theaters provide student discounts; just ask.

LEAD
LEAD
LEAD
LEAD
LEAD
LEAD
LEAD
LEAD
LEAD
LEAD

Lead

DIVISION OF STUDENT



Discover GAINESVILLE

Would you like to explore local Gainesville hotspots on and off-campus each month for free? Off Campus Life sponsors several events throughout the year to help UF students to be successful living off-campus. The Discover Gainesville event series gives students a chance to experience new venues, food, and culture around town guided by local experts at no cost. Some past events include attending Corks and Colors, performances at the Hippodrome State Theatre, Santa Fe College Teaching Zoo and Planetarium, and Paynes Prairie. For more information, visit offcampus.ufl.edu/events.

LOOKING TO DISCOVER GAINESVILLE ON YOUR OWN?

Below are the top 20 Gainesville things Off Campus Life recommends you do before you graduate.

- Watch a football game at the **Swamp**
- Bike the **Gainesville-Hawthorne Trail**
- Eat at **Satchel's Pizza**
- Volunteer—visit the **UF Brown Center for Leadership and Service** for service projects
- Go sailing at **Lake Wauburg**
- See a show at the **Hippodrome Theatre**
- Shop at the **Haile Farmers Market**
- Register to vote** locally and vote for local and national elections
- Take an adventure trip with **UF's CORE (Center for Outdoor Recreation)**
- Visit the **Butterfly Rainforest**
- Try a group fitness class at **Southwest Rec Center**
- Attend the **Downtown Arts Festival**
- Check out the **Santa Fe College Zoo & Planetarium**
- Apply to be on a **City of Gainesville board** – many city boards have student seats
- Walk the stairs and trail at **Devil's Millhopper State Park**
- Take a class through the **Reitz Union's Leisure Courses**
- Visit the **Harn Museum** or the **Florida Museum of Natural History**
- Hike at **Paynes Prairie**
- See the bats fly out at sundown at the **UF Bat House**
- Buy a book at the **Friends of the Library Book Sale**

City of Gainesville Map

- FOOD
- SHOPPING
- ENTERTAINMENT
- OUTDOOR ACTIVITIES
- INDOOR ACTIVITIES
- CITY OFFICES
- PHILANTHROPIES
- UF CAMPUS
- MUSEUMS
- OTHER

MAP NOT TO SCALE





Food

NUTRITION

You are what you eat. If you haven't already, try your hand at cooking. Cooking saves money and gives you total control of the ingredients you put into your body.

UF has great nutrition resources including several nutritionists on campus. The Student Health Care Center has a nutritionist; visit their website to set up an appointment: shcc.ufl.edu. UF RecSports also provides Nutrition Services; visit recsports.ufl.edu/fitness/nutrition-services. GatorWell also provides healthy living presentations and resources at gatorwell.ufsa.ufl.edu.

FOOD ASSISTANCE

If you need help paying for your food, food stamps are available for qualified students at myflfamilies.com. You will need to visit the local Office for Family and Children Services to set up an appointment to complete the application. On campus we have the Hitchcock Field & Fork Food Pantry which provides free, safe, and wholesome food to UF students and staff with the intent of providing a food-secure campus community. Visit them in person or stop by their website pantry.fieldandfork.ufl.edu to learn more about this essential service.

FARMERS MARKETS

Gainesville is surrounded by farms which provide us access to exceptional local farmer's markets. See below for three farmers markets to support.

- ▶ **HAILE:** hailefarmersmarket.com
- ▶ **ALACHUA COUNTY:** 441market.com/index.html
- ▶ **GROVE STREET:** grovestreetfarmersmarket.com
- ▶ **GNV MARKET AT HEARTWOOD:** gnvmarket.com

ON CAMPUS DINING

UF has over 45 dining locations including two all-you-care-to-eat dining halls, a brand-new food hall, favorite national brands, and local Gainesville restaurants.



Meal Plans are an exciting way to meet new friends and build community. Florida Fresh Dining offers diverse selections and convenient options for Gators. Students may also use their meal plan by placing orders through the Transact Mobile Order app, at kiosks, or at registers.

For information about on-campus dining options and meal plans visit the Florida Fresh Dining website dineoncampus.com/uf.

A full-time registered dietitian is available for one-on-one consultations to discuss how dining can accommodate most dietary needs. Text at 352-618-3859 or visit online at floridafreshdining.com for more information.



More Fun Gainesville

THINGS TO DISCOVER

OFF CAMPUS

City of Gainesville | cityofgainesville.org

Alachua County Library District | aclib.us

Visit Gainesville | visitgainesville.com

Florida State Parks | floridastateparks.org

Gainesville Parks and Recreation | gainesvillefl.gov/Community-Pages/Community/Recreation-Parks

Kanapaha Botanical Gardens | kanapaha.org

Florida's Springs | floridasprings.org

The Oaks Mall | theoaksmall.com

Kika Silva Pla Planetarium | sfcollege.edu/planetarium

Santa Fe College Teaching Zoo | sfcollege.edu/zoo

The Hippodrome Theatre | thehipp.org

Gainesville Raceway | gainesvillraceway.com

The Independent Florida Alligator | alligator.org

ON CAMPUS

There's a lot to do on-campus that is free or at a reduced price for students. You can watch a Gator Football game in the Swamp, see a play at the Phillips Center for Performing Arts, or attend Gator Nights at the Reitz Union. Below you will find some resources to help you find something fun, free, or not too expensive to do any day or night of the week.

University of Florida | ufl.edu

Reitz Union | union.ufl.edu

Reitz Union Calendar | orgs.Studentinvolvement.ufl.edu/events

GatorNights | StudentInvolvement.ufl.edu/join-us/gatornights

Center for Outdoor Recreation and Education (CORE) | recsports.ufl.edu

Harn Museum of Art | harn.ufl.edu

Recreational Sports | recsports.ufl.edu

Florida Gators | floridagators.com

UF Observatory | astro.ufl.edu

UF Libraries | uflib.ufl.edu

Florida Museum of Natural History | floridamuseum.ufl.edu

Butterfly Rainforest | floridamuseum.ufl.edu/exhibits/butterfly-rainforest

UF Performing Arts | performingarts.ufl.edu

Stephen C. O'Connell Center | oconnellcenter.ufl.edu

Lake Wauburg | recsports.ufl.edu/locations/lake-wauburg

Resources

THERE'S MORE TO EXPLORE

Off Campus Life and the University of Florida offer a wealth of resources for you. Scan the QR code or visit offcampus.ufl.edu/resources to learn about what's available.



OFF CAMPUS LIFE

Advice

Learn more about the city by getting involved. The City of Gainesville website has great information about upcoming events and local boards that citizens can serve on. Visit the City of Gainesville website for more details at cityofgainesville.org

CREATE NEW MEMORIES UNDER THE GLOW OF ORANGE & BLUE

Sweetwater Wetlands Park. Photo by Wesley Hetrick.

10 INSPIRING DISCOVERIES & UNEXPECTED ADVENTURES IN GAINESVILLE & ALACHUA COUNTY



1 Float, splash, snorkel, paddle or dive in crystal-blue freshwater springs. Explore 8 springs in 8 miles along the Santa Fe River.

2 Hike or bike 100's of miles of trails, including the 16-mile paved Gainesville-Hawthorne trail and the off-road San Felasco Hammock trails.

3 Hang out with 100 of your wildest friends with a safari tour at Carson Springs Wildlife Sanctuary.

4 Discover the world's largest collection of Florida-themed art at the Harn Museum of Art, spark wonder at the Cade Museum for Creativity & Invention and more with the area's world-class museums.

5 Stroll through Kanapaha Botanical Gardens.

6 Find your groove with live music on dozens of stages.

7 Explore surrounding charming and historic towns and discover the Walldogs mural series, historic homesteads, festivals and more.

8 Glimpse the Paynes Prairie Bison herd, or learn about native flora, fauna and history at 8 distinct state parks.

9 Delight your senses with delectable dining and farm-to-table experiences.

10 View thousands of free-flying butterflies at the Florida Museum of Natural History and nightly bat shows at the world's largest occupied bat houses.



Visit
GAINESVILLE
Alachua County, FL



FIND THE AWARD-WINNING WHAT'S GOOD WEEKLY
EVENT GUIDE AT VISITGAINESVILLE.COM