

GatorGuide

to Off Campus Life

2021-2022

City of
Gainesville
Map p. 46

**APARTMENT
Tour
Questions
p. 6**

Gainesville
Apartment
Map p. 16

LIVE • LEARN • LEAD • DISCOVER



**OFF
CAMPUS
LIFE**
University of Florida
Division of Student Affairs

UF | Division of Student Affairs
UNIVERSITY of FLORIDA

UF | UNIVERSITY of
FLORIDA
The Foundation for The Gator Nation



anthem house
GAINESVILLE



Close to campus!
2534 SW 13th Street
Gainesville, FL 32608
Social | @AnthemHouseUF

brand new **BOUTIQUE COMMUNITY**

Exclusively Offering 1 & 2 Bedrooms!

1 Bed 1 Bath
658 - 768 SF

2 Bed 2 Bath
1,158 SF

AnthemHouseUF.com

**Now Leasing
For Fall 2021**



High-Speed
WiFi



Fitness
Center



Package
Lockers



On-Site
Parking



Pet
Friendly



Resort-Style
Pool



Balcony &
Patio Options



Furniture
Optional




The Indie
768 SQ FT



The Icon
658 SQ FT



The Petty
1,158 SQ FT



Call or Text 352.706.5215

AnthemHouseUF.com


TIVOLI APARTMENTS

— of —
Gainesville

work rest play



SPACIOUS BEDROOMS
& CLOSETS



BEAUTIFUL CLUBHOUSE
WITH 24-HOUR GYM



LOCATED NEXT TO BIVENS
ARM NATURE PARK



POOL, BASKETBALL
COURTS & MORE

TivoliGainesville.com | 352.379.8090
2841 SW 13th Street, Gainesville, FL 32607

STONERIDGE APARTMENTS

— of —
Gainesville


make your move



MANY GREAT AMMENITIES
INCLUDING A POOL



TENNIS COURTS,
BASKETBALL COURTS
& MORE



BEAUTIFUL CLUBHOUSE
WITH 24-HOUR GYM



SPACIOUS BEDROOMS
& CLOSETS

StoneridgeGainesville.com | 352.375.1121
3800 SW 34th Street, Gainesville, FL 32608

THE CourTYards

TIME TO LEVEL UP

STARTING AT \$499


- Private Bedrooms
- Roommate Matching Available
- 24-hour Fitness Center
- Resort-style Pool
- All-Inclusive Competitive Rent
- Fitness Center
- 5-Star Customer Service
- Close To It All - Walk To Midtown
- Gated Entry
- Fully Furnished Apartments
- Gourmet Kitchens

NOW LEASING FOR FALL.
BOOK YOUR TOUR TODAY!
CALL OR TEXT (352) 372-3557

CourtyardsGainesville.com
 1231 SW 3rd Ave. Gainesville, FL 32601



Watch 6 Reasons Why
 The Courtyards is Your
 Ultimate Gainesville
 College Experience



SPYGLASS



Discover a student-focused
 home away from home
 where you can *thrive*.

**STARTING
 AT \$569**



WATCH
 THE VIDEO

- Roommate Matching Available
- Furnished Units Available
- Free Weight and Cardio Center
- Free Math Tutor On-site
- Gated Controlled Access
- Bus Routes to Santa Fe and UF
- Utility and Cable Packages Available
- Huge Pool with Sundeck
- Two Tennis Courts
- Sand Volleyball Court
- Basketball Court
- Dog Park
- Patios or Balconies
- Walk-in Closets
- Close to The Oaks Mall, Butler, and Celebration Pointe

NOW BOOKING FOR FALL
CALL OR TEXT (352) 373-6330

701 SW 62ND BLVD. GAINESVILLE, FL 32607
 SPYGLASSAPTS.COM

COTTAGE GROVE AT GAINESVILLE

Great **RATES** *Perfect* **LOCATION**

YOUR HOUSE, YOUR RULES



Amazing Amenities!

**24-Hour Clubhouse | Fitness Center | Entertainment Room | Business Center, Free WiFi
Pool | Outdoor Grills | Neighborhood Walking Trails | Pet Friendly | Bus Stop**

Check out what our residents are saying



Easy Living — Its quiet, the roommate matching works great, landscaping is nice, staff is friendly and understanding. The billard table is a great touch for the common hall. Study room is quiet.



Would recommend — The staff is great and super helpful. They are quick to respond to emails and on top of any issues that may arise. Maintenance was very responsive as well.



Cozy home away from home — Cottage Grove is a cozy, nice, laid back community right outside of campus. Everyone is so kind and the staff is very attentive.



Convenient, welcoming, beautiful. — I would tell them that the cottages are in great condition, and the neighborly environment of this place is worth the distance from campus.


Schedule your tour or Text us for more info

(352) 505-2003 | cottagegroveatgainesville.com



Going to be at UF for 3+ years?
BUY A CONDO INSTEAD OF RENTING!

www.UFcondos.com



For info on all condos
for sale near UF and
Shands, visit
www.UFcondos.com

GATOR GUIDE

TO OFF CAMPUS LIFE 2021-2022

UNIVERSITY OF FLORIDA

The Gator Guide to Off Campus Life is published by the office of Off Campus Life, which is part of the UF Division of Student Affairs.

The mission, vision and values of the Division of Student Affairs are an extension of the University of Florida's. We view ourselves as partners in pursuit of institutional goals and objectives.

STUDENT AFFAIRS MISSION

The University of Florida Division of Student Affairs cultivates a comprehensively excellent student experience that prepares Gators to engage, transform, and thrive in an evolving global community.

STUDENT AFFAIRS VISION

All UF students engage, transform, and thrive.



OFF
CAMPUS
LIFE

University of Florida
Division of Student Affairs



Division of
Student Affairs

UNIVERSITY of FLORIDA

TABLE OF CONTENTS



- 2 Welcome
- 3 Off Campus Life

LIVE

- 4 Rental Apartments
- 6 Apartment Tour Questions
- 9 Subleases
- 10 Rental Houses
- 12 International Students
- 14 Renters Insurance
- 15 Student Legal Services
- 16 Apartment Map
- 18 Roommates

LEARN

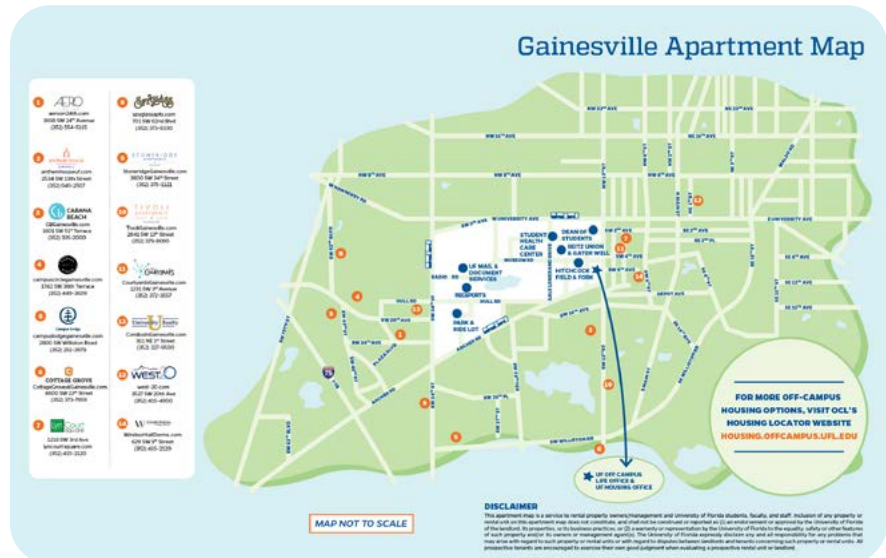
- 23 Safety
- 27 Moving Out
- 30 Transportation
- 32 Towing
- 34 RTS
- 36 Pets
- 37 Power
- 38 Waste & Recycling
- 39 City Codes & Policies

LEAD

- 40 Get Involved
- 42 Off Campus Ambassadors

DISCOVER

- 44 Discover Gainesville
- 46 City of Gainesville Map
- 48 Food
- 49 UF Gator Dining
- 50 Fun on a Budget
- 51 Resources



p. 16 OFF-CAMPUS APARTMENT MAP

The apartment map lists local apartments in Gainesville, and will assist you with your apartment search.



p. 46 CITY OF GAINESVILLE MAP

Check out the City of Gainesville map for restaurants, shopping, city offices and fun stuff to do in Gainesville.

COVER PHOTO LOCATION:

Paynes Prairie: photo by Brad Lanza

WELCOME

Hello Off-Campus Students & Family Members,



I would like to welcome you to the University of Florida and the City of Gainesville. Living off-campus is an exciting opportunity. This guide has been created to assist you with the transition to off-campus life and to help you better understand your rights and responsibilities as a tenant and member of the greater Gainesville community.

The City of Gainesville is a great place to live. Take some time to get to know the city and get involved. Getting involved is easy. Sign up through UF to do service in the community, work for a local business or join a city board. Also, get to know your neighbors who might be UF staff, local business owners, families, retired UF professors, police officers or students like you. Gainesville is your new community.

If I could give you one piece of advice, it is to stay connected to UF by getting involved on campus. There are many ways to get involved on campus including joining a student organization, doing research, finding an on-campus job, joining a fraternity or sorority, or getting involved with an organization related to your major. This connection to UF will help you to feel more engaged with the UF community and help you to be successful both in and out of the classroom.

Off Campus Life and the Division of Student Affairs are here to help you have the best college experience possible. In addition to this publication, Off Campus Life provides several resources and services to help you succeed as an off-campus student.

Please see the next page in this publication for more information about Off Campus Life's resources and services or visit our website at offcampus.ufl.edu. Off Campus Life is here to help answer your questions by phone **(352) 392-1207**, email nkilroy@ufsa.ufl.edu or in person at our office inside the Main Housing Office.

Welcome to Gainesville and Go Gators!

Sincerely,

NORA L. KILROY

Director of Off Campus Life

Division of Student Affairs



**OFF
CAMPUS
LIFE**

University of Florida
Division of Student Affairs

Ghouls & Gators Fall '20



#discovergainesville
@uoffcampuslife

Corks & Colors Spring '21



#discovergainesville
@uoffcampuslife



LIKE US ON FACEBOOK
UF OFF CAMPUS LIFE



FOLLOW US ON INSTAGRAM
@UOFFCAMPUSLIFE



FOLLOW US ON TWITTER
@UOFFCAMPUSLIFE



FOLLOW US ON PINTEREST
@UOFFCAMPUSLIFE

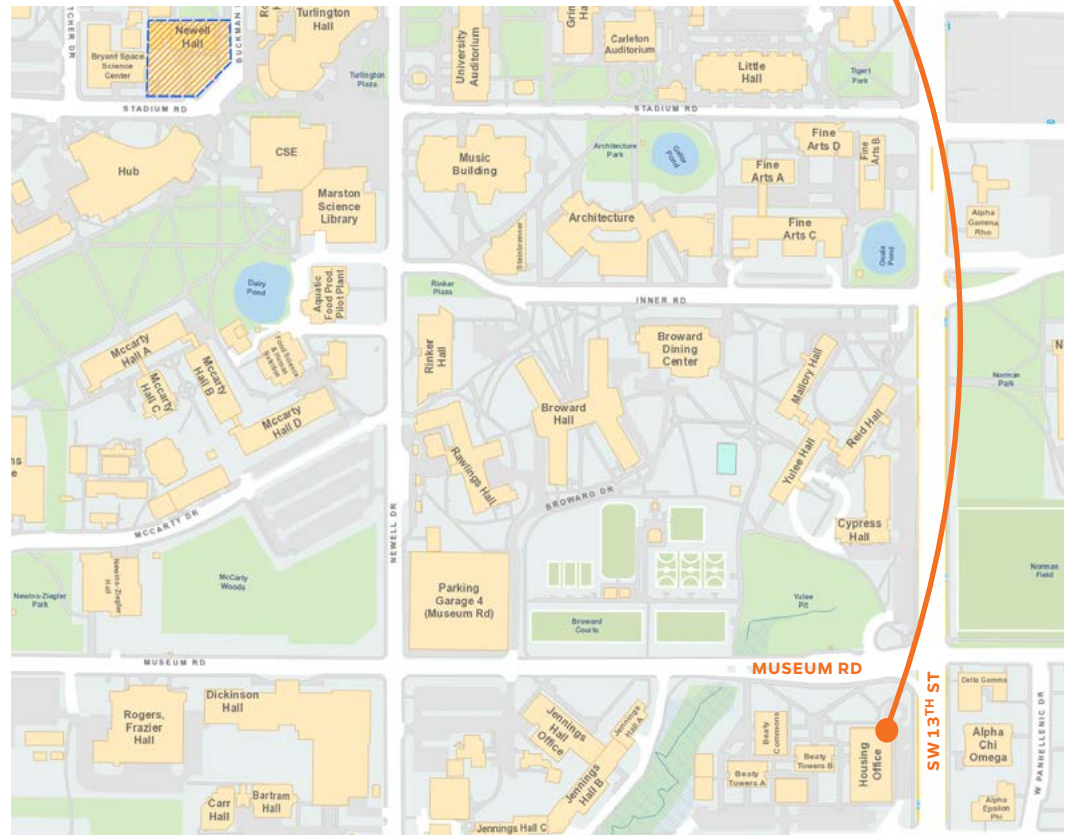
UF OFF CAMPUS LIFE

Mission

Off Campus Life is committed to educating and assisting UF students to achieve a positive off campus living experience. Through OCL's resources, services, education and support we foster leadership and civic engagement to develop great Gator neighbors in Gainesville and throughout the Gator Nation.

Off Campus Life adheres to four distinct pillars (**Live**, **Learn**, **Lead** and **Discover**) which aid us in achieving our mission to provide the best possible experience for students living off campus.

OFF CAMPUS LIFE IS LOCATED INSIDE THE HOUSING OFFICE



FOR INFORMATION, VISIT OCL WEBSITE: OFFCAMPUS.UFL.EDU, CALL US: (352) 392-1207 OR STOP BY 1304 DIAMOND ROAD.

OCL Programs & Services

OFF-CAMPUS HOUSING LOCATOR

This service is a free, online resource to help you find apartments, subleases or search for roommates in Gainesville.

Visit housing.offcampus.ufl.edu to utilize this free service.

INDIVIDUAL MEETINGS

Off Campus Life provides individual meetings to help students find off-campus housing and to assist students with off-campus concerns.

MONTHLY NEWSLETTER

OCL sends a monthly e-newsletter with tips, topics and news that impacts students living off campus. Visit the OCL website offcampus.ufl.edu to subscribe.

DISCOVER GAINESVILLE

Explore local Gainesville hotspots on and off campus each month for free with Off Campus Life's event series, Discover Gainesville. OCL organizes and pays for each event to help students experience new venues, food and culture around town.

OFF CAMPUS AMBASSADORS

This is a student organization sponsored by OCL. The purpose of the Off Campus Ambassadors is to create a connection between UF students and the Gainesville community, while educating them on issues that impact off-campus students.

Rental Apartments

Living off campus can be a satisfying and rewarding experience that can add to a student's educational experience. Before choosing a residence, you must consider what needs and preferences you have for not only the cost of living and rent, but also the distance from campus, length of lease, roommates and safety, to name a few.

OCL recommends you take your time when looking for off-campus housing. There are more apartments, condos and houses for rent in Gainesville than students to fill them. So, take your time, shop around and sign a lease when you are ready. OCL is here to help you with your search, and we recommend following the steps below to assist you with your housing search.

2021-2022 AVERAGE RENTAL APARTMENT COSTS

DISTANCE FROM CAMPUS: 2 MILES OR LESS	SIZE	COST
	4 BR / 4 BATH	\$773
	3 BR / 3 BATH	\$855
	2 BR / 2 BATH	\$900
	1 BR / 1 BATH STUDIO	\$1265
	APPLICATION FEE	\$63
	DEPOSIT WITH GUARANTOR	\$55
	DEPOSIT WITHOUT GUARANTOR	\$850
	MONTHLY PET FEE	\$26
	PET DEPOSIT	\$275
	SHORT TERM LEASE FEE	N/A
	PARKING	\$113

DISTANCE FROM CAMPUS: 3+ MILES	SIZE	COST
	4 BR / 4 BATH	\$586
	3 BR / 3 BATH	\$637
	2 BR / 2 BATH	\$760
	1 BR / 1 BATH STUDIO	\$1130
	APPLICATION FEE	\$60
	DEPOSIT WITH GUARANTOR	\$104
	DEPOSIT WITHOUT GUARANTOR	\$830
	MONTHLY PET FEE	\$27
	PET DEPOSIT	\$280
	SHORT TERM LEASE FEE	\$95
	PARKING	\$55

Gainesville also has 3 bedroom, 2 bedroom, 1 bedroom, studio apartments, condos and houses for rent. See the chart on this page and page 10 for average prices.

Keep in mind some of these average costs cover utilities, cable, internet and furniture, while some do not. When taking a tour ask what's included in the rent.

STEP 3: FREE OCL ONLINE HOUSING LOCATOR SERVICE

Visit OCL's off-campus housing locator at housing.offcampus.ufl.edu to search our database for off-campus housing.

You can customize your search based on various criteria such as price, location, amenities, number of bedrooms, pet-friendly properties, etc. You can also use the locator to search for subleases, post subleases and to find roommates.

STEP 4: TOUR PROPERTIES

Off Campus Life recommends that you tour at least 5-6 different apartment complexes before you sign a lease off campus. We also advise that you NEVER sign a lease in a complex you have not toured in person.

STEP 1: DON'T RUSH

Gainesville is a renter's market, so take your time and enjoy the search. It can be an exciting experience to choose your future home!

STEP 2: BUDGET

Most students typically live in 3 or 4 bedroom apartments with each person having their own bedroom and bathroom. Roommates share the kitchen and living room. These types of complexes allow students to meet other

students and share in the cost of off campus housing. The average cost for a room in a 4 bedroom complex is \$590-\$773 per month.

Most complexes have a cap on utilities. When touring complexes, ask for the cap amount. If you go over the utility cap, the complex will split the difference among the roommates. Some fees associated with signing a lease off campus include application fees, redecoration fees, first and final month's rent, security deposit, pet fees (if applicable) and cost for furniture per month. Factor these extra costs into your budget as well.



"TAKE YOUR TIME WITH YOUR SEARCH. WE HAVE PLENTY OF OFF-CAMPUS HOUSING IN GAINESVILLE. OFF CAMPUS LIFE STAFF IS HERE TO HELP YOU." —NORA KILROY

When taking a tour check for safety features such as lighting, property upkeep, property amenities, distance to campus, bus stop location, neighborhood features and supportive property management/landlord. Keep track of your likes and dislikes for each property and refer back when making your final decision.

STEP 5: LEASES

Once you sign a lease, it is a legal binding agreement and often impossible to break or change. Gainesville has two types of leases: **individual** and **joint**.

An **individual lease** allows all roommates to sign their own lease. Under an individual lease, each roommate is responsible for their own rent. If a roommate does not pay his or her rent, the other roommates will not be held responsible for the rent. The individual lease is the most common lease for 3 or 4 bedroom apartments and is recommended by Off Campus Life.

The other type of lease is the **joint lease**, which is more common in houses and condos for rent. This lease also requires all residents to sign the lease, but under a joint lease, the landlord can hold the other roommates responsible for the cost if a roommate does not pay the rent.

Some complexes require students to have a guarantor or co-signer for their lease. The guarantor is typically a family member or friend who is willing to assume the monthly cost for the rent if for any reason you are not able to pay the rent.

Before signing the lease, make sure the move-in date is before classes begin and the

move-out date is after finals are over. Visit the UF Registrar website for academic dates at registrar.ufl.edu.

Off Campus Life suggests you only sign a lease for the length that you need. If you know that you only need or want a 10-month lease, ask the complex to accommodate this need. Most complexes will charge an additional monthly fee for a lease shorter than 12 months, but that cost will likely be less than having to pay for months of rent that you do not need.

Another resource for students at UF is Student Legal Services. You can set up an appointment with Student Legal Services to review the leases you are considering before you sign a lease. Visit the SLS website studentlegalservices.ufl.edu and click on [apply for services](#). Even if you are not currently taking classes, you can still take advantage of this resource. Just note on your intake form that you are a new student.

STEP 6: SAFETY

Off Campus Life advises going back to tour a prospective complex or house at night to check for various night safeguards: Is there adequate lighting? Is the security gate working? Do you need to walk through an unlit area to get to the bus or parking lot? How's the complex noise level? For more safety tips, see pages 21–24.

A great resource to check before signing a lease is City Protect. The City Protect website allows you to see all the crime that has occurred in certain areas in the past week or month. Go to the City Protect website cityprotect.com to search for

crime statistics based on address.

STEP 7: TRANSPORTATION

The #1 mode of transportation for students is the Regional Transit System (RTS) bus system. Students pay a transportation fee as part of their tuition. Students simply show their Gator 1 ID and they can take the bus anywhere, both on and off-campus. More than 90% of students utilize the bus on a daily basis and 90% of apartment complexes are located on the RTS system. To learn more about bus routes and the resources RTS provides, please visit their website go-rt.com.

If you are interested in driving to campus, you must purchase a decal to park on campus between 7:30 a.m.-4:30 p.m. After 4:30 p.m. on weekdays, you are able to park on campus in most areas without a decal. Be sure to read the signage for appropriate parking locations and hours. For more information on purchasing a parking decal, go to taps.ufl.edu.



STEP 8: ASK QUESTIONS!

Off Campus Life loves questions. Contact OCL by phone at **(352) 392-1207** or at OCL's office in the Housing Office with any questions you may have. Living off campus can be a wonderful and memorable experience. OCL is here to help you make the most out of your UF experience. **Here are some questions you should always ask when searching for housing:**



To print additional copies of this page, visit: ufsa.ufl.edu/uploads/ocl/tour_questions-ocl.pdf

1. What is the rent cost per month?
2. What is included in the rent? Utilities, water, electric, cable, internet, furniture? Is there a cap on utilities-how much is the cap?
3. Will I need to set up my own electric or other services?
4. When is the rent due? Is there a grace period? What are the late fees? When do they take effect?
5. How can I pay rent? With a credit card, check or other options?
6. What other costs are necessary to move in? Application fee, deposit?
7. What are the requirements for a full refund of my deposit?
8. Will I need a guarantor? If I have a guarantor, will you waive the deposit? What is the cost if I don't have a guarantor?
9. Are there any move-in specials?
10. Are the apartments furnished? Is there an additional cost for furniture?
11. What type of lease do you provide? Joint or individual?
12. How long is the lease? Can I get a shorter lease? Is there an additional monthly fee?
13. Can I sublease or break my lease? Do I need to pay a sublease fee?
14. Can I get a copy of the lease to review prior to signing? (UF Student Legal Services can review your lease, before you sign it, for free! studentlegalservices.ufl.edu)
15. Do you provide roommate matching? How do you match roommates? What happens if I don't like my roommate, will you move me? Is there a fee to move? Is it possible that my roommates will be non-students?
16. How can I report problems with roommates or other tenants? How do you handle roommate and neighbor issues?
17. Where is the bus stop? What routes serve this complex? Do I have to walk through an unlit area to get to the bus? How often do they run?
18. Are pets allowed? Is there an additional deposit or monthly charge?
19. How do I fill out a maintenance request?
20. What types of maintenance issues do you have?
21. How old is the apartment complex or rental house?
22. When was the last time the complex and the unit I'm interested in were remodeled?
23. How do you handle pest control? What are your most common pests? Have you had any issues with bed bugs?
24. Do your maintenance or pest control providers enter apartments without giving notice?
25. What types of people live in the complex? Undergraduate students, graduate students, non-students or families?
26. Does management organize any community events? If so, what types of events?
27. What facilities are offered (pool, gym, study rooms)? What are the hours?
28. Is parking provided? Do I have an assigned spot or do I need to purchase a parking decal? Is there a monthly or yearly cost? Is there guest parking? Do I need a city parking pass?
29. What type of security features do you provide? Do you have a security officer? If so, what type of support do they provide?
30. Is the community gated? Do you need a code or card to access the gate?
31. What is the most common safety complaint of residents?
32. Do the windows lock? Does the door have a deadbolt? Does the door have a peephole? Do individual resident rooms have a lock? Can I install locks? How can I verify that you've changed the locks between residents?
33. Have you had any crime on the property? If yes, how have you addressed crime that has occurred?

Thanks to Student Legal Services for their assistance with these questions!

Rate Your Apartment

Off Campus Life recommends touring 5–6 properties in person before signing a lease. This self-rating system will help you record the answers to your questions and compare the important factors when making a decision on your next rental apartment or house. To print additional copies of this page, visit: ufsa.ufl.edu/uploads/ocl/rate-your-apt-ocl.pdf

APARTMENT NAME(S): _____

RATING CHECK LIST: 1 = DOESN'T MEET, 2 = MEETS, 3 = EXCEEDS EXPECTATIONS

COST

RATING: _____

- ☐ Price per month _____
- ☐ Deposit cost
 - with guarantor _____
 - no guarantor _____
- ☐ Application fee _____
- ☐ Pet Deposit & monthly pet fee _____
- ☐ Sublease costs _____
- ☐ Parking costs _____
- ☐ Payment options: money order, check, credit card, online payment
- ☐ Are you required to have renters insurance?
- ☐ What is the cost per month for renters insurance? _____

WHAT'S INCLUDED?

RATING: _____

- ☐ Utilities (water, electric, wastewater, gas)
- ☐ Cable
- ☐ Internet
- ☐ Washer/dryer
- ☐ Furniture
- ☐ Parking

LOCATION

RATING: _____

- ☐ Distance to campus _____
- ☐ Convenient to shopping/work
- ☐ Proximity to RTS bus stop _____

ACCESSIBILITY

RATING: _____

- ☐ Elevators
- ☐ Wheelchair accessible
- ☐ Other _____

AMENITIES

RATING: _____

- ☐ Gym
- ☐ Pool
- ☐ Emergency Maintenance
- ☐ Garbage disposal
- ☐ Recycling
- ☐ Dishwasher
- ☐ Garage
- ☐ Concierge/valet garbage pick-up
- ☐ Fitness center
- ☐ Study area
- ☐ Clubhouse
- ☐ Wood floors
- ☐ Fireplace
- ☐ Can you have pets?
- ☐ Is there a weight, breed, or type of pet limit?
- ☐ Dog park
- ☐ Quiet hours

LEASE

RATING: _____

- ☐ Joint
- ☐ Individual
- ☐ All inclusive (rent includes utilities, cable, internet, furniture)
- ☐ Length of lease
- ☐ Beginning date:
- ☐ End Date:
- ☐ Sublease cost/requirements:
- ☐ Do you need a guarantor?

NOTES:

TRANSPORTATION/PARKING

RATING: _____

- ☐ Parking provided
- ☐ Cost for parking
- ☐ RTS bus service
- ☐ What routes & how often do they run
- ☐ Bus stop location
- ☐ City decal available/cost

SAFETY/CRIME STATS

RATING: _____

- ☐ Property well maintained
- ☐ Deadbolts on entrance doors
- ☐ Peepholes on entrance doors
- ☐ Windows that lock
- ☐ Bedroom doors that lock
- ☐ Front doors visible from the parking lot or street
- ☐ Slide card or key fob locking system on exterior/hallway doors
- ☐ Fire extinguishers in apartment
- ☐ Working fire alarms
- ☐ Is there a sprinkler system
- ☐ Well maintained landscaping
- ☐ Good lighting at night
- ☐ Security Gate/Guard
- ☐ Checked crime stats cityprotect.com

TOTAL: _____

FINAL STEPS

- ☐ Read the lease
- ☐ Bring lease to Student Legal Services to review studentlegalservices.ufl.edu
- ☐ Get a copy of any signed leases or guarantor agreements
- ☐ Take your time and don't rush!

Commuter Students

COMMUTING TO GAINESVILLE?

Well, you are the road warriors of UF. Take time to make UF your home away from home. Below is some information to help you with your commuter-student lifestyle.

Traffic Reports: See up-to-date traffic crash reports from the Florida Highway Patrol at flhsmv.gov/florida-highway-patrol/traffic-incidents/. Typically, Newberry and Archer Roads and 34th and 13th Streets have some congestion (especially in the morning and evening commute hours). Plan around these high-volume times or take a different route to get to and from campus.

Parking Info: You must purchase a parking decal from Transportation and Parking Services to be able to park on campus weekdays between 7:30 a.m. and 4:30 p.m. After 4:30 p.m. and all day on weekends, most, but not all, parking restrictions are lifted. For more information on parking decals, including purchasing info, go to taps.ufl.edu/decals/. For information on alternative transportation options, see taps.ufl.edu/alternative-transportation/.

In addition to parking on campus, you could park at the Oaks Mall for free and then take an RTS bus to campus. Also, some businesses in the area north of University Avenue and close to campus sell parking spots for either an entire semester or per day.

RTS Bus System: RTS, Gainesville's local bus system, is available to UF students. Routes run all over campus and Gainesville. To ride, students must present their Gator 1 ID to the driver. For bus routes and maps, go to go-rt.com.



Scheduling: Try to arrange your class and work schedule so you don't have long gaps of waiting time between classes and shifts. If you can't arrange your schedule this way, use your time efficiently by studying or doing homework.

Avoid having to drive back and forth from home by making your schedule more compact. Many on-campus jobs will work around your class schedule, look into this option if you want to gain work experience, make some cash, meet new people and get involved on campus.

Noteworthy Places On Campus: The UF Libraries, the Reitz Union, the Hub, and Newell Hall are good spots to rest or do work in-between classes. Bring your laptop and use the free WiFi connections on campus.

GETTING CONNECTED

Get involved on campus by joining a student organization, getting a campus job, doing research, etc. Check out campus-sponsored speakers, performances, museum exhibits, sporting events and the gym.

Investing time into UF will enrich your college experience, but remember not to spread yourself too thin. The Gator Times weekly email is a good source of campus events and opportunities.

To search more than 1,000 student organizations, go to studentinvolvement.ufl.edu.

For more information about on-campus jobs, see jobs.ufl.edu.

Subleases

WHAT IS A SUBLEASE? A sublease is when you take over a lease from another person or find someone to take over your lease. For example, if you have an internship in the spring and you have a 12 month lease, then subleasing to another student will allow you to find someone to replace you in the lease and you will no longer be financially responsible for the remainder of the lease. If you are an international student or will graduate early and need a short term lease you can sublease an apartment from another student. Below are some tips to follow to help you with this process.



FINDING SOMEONE TO SUBLEASE YOUR APARTMENT

Off Campus Life has the Housing Locator housing.offcampus.ufl.edu available on the OCL website where you can post your sublease for rent. To post your sublease listing, click on sign up, click on UF students, create a profile, and follow the steps to post your sublease. This service is FREE to all UF students, faculty, and staff, but you need to use your UF (ufl.edu) email to post your listing. It is important to remember that Gainesville has more apartments for rent than people to fill them. Post your listing early and know that listing is not a guarantee that you will find someone to sublease your apartment. Off Campus Life also recommends that you do the following five things to make sure your sublease process goes smoothly.

1. Check with your apartment complex management to ensure it is ok for you to sublease your apartment.
2. Ask the management about the protocol and cost associated with subleasing. Some apartment complexes do charge a sublease fee, which should be listed in your current lease.

3. After posting your sublease make sure you respond to all email and phone call contacts about the sublease. This will increase the likelihood of you finding someone to take over your lease.
4. Don't accept any money or rent from potential people who want to sublease your apartment. Instead, bring the potential sublease person to meet the apartment complex staff and make sure they are aware that this person is taking over your lease. They will then sign a lease with the apartment complex and you won't be responsible for taking any rent money or paying rent for the remainder of the lease.
5. Make sure you pay any sublease fees and get the proper paperwork from the apartment complex releasing you from your lease. You will typically get this paperwork after the person has signed the sublease paperwork.

LOOKING FOR AN APARTMENT TO SUBLEASE

Off Campus Life provides the Housing Locator housing.offcampus.ufl.edu where you can search for subleases. To search for a sublease, click on View Rentals, then under

More click on Sublet. This will bring you to a list of sublease listings and you will be able to review the listings and find a property for the amount of time that you will be in Gainesville. Below are some tips to help you with your sublease search.

- Tour all sublease properties in person before signing a lease.
- Take the opportunity to meet all potential roommates and make sure that you are comfortable living with them.
- Do not enter into just a verbal sublease agreement, you should sign a sublease contract directly with the apartment complex management or landlord.
- Make sure your sublease contract move-in dates and move-out dates coincide with academic dates. Visit the Registrar's office website registrar.ufl.edu for academic dates.
- By being on the lease, you will be able to take advantage of any property amenities and maintenance services.
- Make sure you make any and all rent payments to the apartment complex manager or landlord.
- UF's Student Legal Services can review any sublease agreements for free before you sign them. Here is a link to their website (studentlegalservices.ufl.edu). Click on the "apply for services" link to set up an appointment.

Rental Houses

In Gainesville there are rental houses all throughout the city. Renting a house differs from renting an apartment. By following the tips and resources below, you can discover if a rental house is the right fit for you.

HOUSE SEARCH

To find a rental house you can visit the OCL website and search through the Housing Locator housing.offcampus.ufl.edu. The majority of landlords list available rental houses by placing a sign in the front lawn of the available house. A good place to start your search is by driving around the areas that interest you and your roommates, then contact the landlord to set up an appointment to tour the house. Remember NEVER sign a lease for a property that you have not seen in person. See pg. 6 for a list of questions to ask when touring a property.

AVERAGE COSTS

Rental houses vary in size and cost, but on

average the total monthly cost to rent a house is \$1,500-\$3,000.

When considering your budget for a rental house, be mindful that it is the resident's responsibility to provide furniture and to set up service for utilities, internet and cable.

The homeowner will not typically provide additional amenities. Keep in mind deposits, fees, and the first month's rent is often required before financial aid has been dispersed in the fall.

LEASES

Rental house leases are usually for twelve months and begin at varied times of year, so make sure you visit the Registrar website

AVERAGE RENTAL HOUSE COSTS

PAYMENT	COST
RENT	\$1,500-\$3,000
DEPOSIT	\$300
PET DEPOSIT	\$300
MONTHLY PET FEE	\$30
GRU DEPOSIT	\$0-\$500
INTERNET/CABLE DEPOSIT	\$0-\$300

NOTE: Some landlords will require a guarantor or a co-signor. This a family member or a friend that will sign the lease with you and pay the rent if you don't. This is legal and very common in Gainesville.

registrar.ufl.edu and bring the academic dates with you when signing your lease. Rental house leases are usually joint leases meaning all the roommates will sign the lease and be jointly responsible for rent and damages.

OCL recommends you read the lease carefully before you sign it. Once you sign a lease, it is a legal binding agreement and often impossible to break or change. UF has a great office, Student Legal Services, that can review the lease with you for free before you sign it and answer legal questions or concerns you have while a full-time student at UF. See page 15 for more information about Student Legal Services or visit the SLS website studentlegalservices.ufl.edu to set up an appointment.



SAFETY

When you are taking a tour of a house, check all exterior doors for working deadbolts, peepholes on entrance doors and working exterior lights. Also, go back at night to check the house and street lighting and take the route to campus that you will walk or bike and ensure there is adequate lighting. Check crime statistics through the City Protect website cityprotect.com. This online service is a searchable map that allows you to enter the house address and check crime statistics for the house and neighborhood before signing a lease.

EXTRA RESPONSIBILITIES

Most rental houses do not come furnished, and you will be required to provide your own furniture. Some rental houses require you to do yard work and you will be responsible for putting out your own garbage and recycling on the appropriate days. Communicate well with your landlord and read the lease carefully to be fully aware of your responsibilities before signing a lease.

CITY CODES

There are several city codes you need to be aware of if you are thinking about renting a house. More information about the following codes can be found through the City of Gainesville website cityofgainesville.org.

Occupancy Limit (Section 14.5-1-5): Within the University Context Area there is a limit of no more than three unrelated people per each residential rental house. Some houses are zoned multi-family and allow more than three, ask your landlord or contact the City of Gainesville Code Enforcement office at (352) 334-5030 to determine the house designation and allowed occupancy number.

Noise (Section 151-7): The City of Gainesville does have a 24/7 noise ordinance. A violation of the noise ordinance includes noise heard 200 feet or more from the property line

or disturbs a reasonable person of normal sensitivities. Noise ordinance violations can result at first with a warning and after the warning a citation and fine of over \$200, with fines doubling in price with each additional violation. Noise violations can also result in points on your Landlords' License.

Landlord License: Before signing a lease in a rental house, OCL recommends you check to make sure the landlord has an official Landlord License through the City of Gainesville. Without this official license, landlords cannot legally rent a property.

It is also important to check for the Landlord License to see if there are any points on the license. Points are accrued from city code violations like parking, noise and over-occupancy. Landlord Licenses with six points can be revoked, make sure your landlord does not have multiple points on their license before signing a lease. Visit the City of Gainesville website cityofgainesville.org and search for the Landlord License & Points Lookup.

Parking: Every rental house has a designated parking area. Your landlord should provide this plan to you. It is important to park within the area and never park vehicles on the lawn or on a neighbor's lawn. Parking improperly can result in a citation, fine and points on your Landlords' License.

Scooters must be parked in designated parking locations. Never park scooters in your yard, on grass, blocking driveways, or on your neighbor's lawn.

City Parking Decals: Some neighborhoods require residents to purchase a city parking decal if you want to park on the street. There will be signs on each block indicating if a decal is required. Visit the City of Gainesville website cityofgainesville.org for decal costs and to apply online.

NEIGHBORS

Off Campus Life highly recommends you

get to know your neighbors. When renting a house in a residential neighborhood, your neighbor can be a student, retired professor, police officer, single parent or someone's grandma. Getting to know your neighbors allows you to understand what you need to do to have a positive neighbor relationship. Developing a relationship with your neighbors increases your safety, because you are more likely to look out for a neighbor that you know and vice versa. Also, you might meet someone you really like and at the same time create a great community. Finally, remember you are a UF student whether you live on or off-campus, so be the best representative of UF while you are living in the community and always be a great Gator neighbor.



International Students

UF has many resources and services specifically catered toward the needs of international students. Check out the International Center's website for more information at internationalcenter.ufl.edu.



WELCOME TO THE USA!

Gainesville is a great mid-size city with lots of fun activities both on and off-campus that will provide you with the opportunity to learn more about the city and U.S. culture. We also have great restaurants, public transportation, mild weather and abundant housing. We hope the information provided in this section will help you to embrace Gainesville, the U.S. and to have an effortless transition to a new culture.

HOUSING

OCL knows that international students often study for varying amounts of time, anywhere from two months to multiple years. That is

why it is important to talk to the apartment management and ask if they can provide you with the lease length that you need. Most properties in Gainesville rent apartments by the year, 12 months, and a short term lease is usually 10 months or 6 months. Short term leases, which is any lease less than 12 months, will usually require an additional monthly fee of \$90 per month in addition to your monthly rent. Another option for short term housing is to sublease an apartment from another student. Visit the OCL Housing Locator housing.offcampus.ufl.edu to search for housing based on lease length, sublease, number of bedrooms, locations, price and several other criteria.

Some apartments are all-inclusive, which

means that you pay a monthly fee and that fee includes rent, utilities, cable, internet and furniture. We recommend this type of housing for all students including international students. You pay one monthly fee and it will include everything related to your housing and you will not be required to set up utilities or other services.

Students typically live with roommates. Having roommates has two benefits, you get to meet new people and it helps to reduce your monthly housing costs. When touring properties ask if the property will match you with roommates, if not OCL also provides a free roommate finder feature through the OCL Housing Locator housing.offcampus.ufl.edu simply click on the roommates

link to connect with other students also searching for roommates.

Gainesville has two types of leases and the OCL office recommends an individual lease for international students with roommates. This means each roommate will NOT be held financially responsible for the other roommates and all roommates will pay rent separately.

OCL suggests you tour apartments in person before signing a lease, and that might require you staying in a hotel for a couple days. For a list of local hotels, visit visitgainesville.com and click on the "Places To Stay" link.

Another thing to be aware of when renting in Gainesville is that leases typically require a US credit history to process a lease application. If you are not a U.S. citizen you will often be required to pay a triple deposit in addition to your first month's rent before being able to move in to your apartment. Deposits without a U.S. credit history or guarantor range from \$500-\$1,500. When touring properties, ask questions about the deposit cost and whether that money will be refunded after your lease is over. See page 6 for a list of questions to ask when touring apartments.

In addition to the deposit there are also some additional costs when renting, see the Rental Apartments section on pages 4-6 in the Gator Guide for steps to follow, average costs and questions to ask when touring apartments. Once you sign a lease in Gainesville it is a legally binding agreement, that means you cannot change your mind. Take your time and do not rush into signing a lease.

Finally, be sure to bring a copy of your lease to Student Legal

Services on the 3rd level of the Reitz Union before signing the lease. You can set up an appointment by visiting the SLS website and completing the client intake form at studentlegalservices.ufl.edu.

OTHER RESOURCES

Banking: UF has a Wells Fargo Bank on campus at the Reitz Union and there are several ATM's located throughout campus including outside the Reitz Union (ground floor) and the Hub (outside Chick-fil-A).

Wells Fargo
655 Reitz Union Drive
(352)335-1378

Cell phone: Gainesville has several cell phone stores throughout the city and the major providers are AT&T, Verizon, Sprint & T-Mobile. All four stores are located on Archer Road and on RTS bus routes.

AT&T: att.com
Verizon: verizonwireless.com
Sprint: sprint.com
T-Mobile: t-mobile.com

Florida Driver's License: if you want to get a Driver's License you will need to visit one of Gainesville's Department of Motor Vehicle branches, see below for branch locations. You can also schedule an appointment online at alachuacollector.com. DMV branch offices are open Monday-Friday from 8:30am-4:30pm excluding holidays.

Northwest Branch
5801 NW 34th Blvd.
Gainesville, Florida 32653
(352) 374-5236
All Services—including Driver's License test

***Butler Plaza Branch**
3837 Windmeadows Blvd.
Gainesville, FL 32608
(352) 374-5236
No driving test at this location.
** Closest to UF Campus*

Car Rental: There are several rental car agencies throughout the city including Enterprise (enterprise.com) and Budget (budget.com). The UF campus also has Zipcar (zipcar.com/universities/university-of-florida) which has cars located on campus that you can rent by the hour or day. Ridesharing options include mobile applications such as Lyft and Uber.

GAINESVILLE & UF

Gainesville is a great city and there are lots of activities and events both on and off-campus. Pages 44-45 contain a map of local activities to try. Continue reading the Gator Guide for information on the local bus system, meal plans, fun things to do in Gainesville, ways to get involved on campus and for a City of Gainesville map. Also, visit OCL's social media pages for updates on our events and fun things happening both on and off campus.

OCL ADVICE



Ethnic Food Stores in Gainesville:

- La Aurora Latin Market
- La Tienda Restaurant and Market
- Chun Ching Market
- Eastern Market
- Oriental Food Market
- Gyro Plus Grocery
- La Fortuna Latin Market & Deli
- India Bazaar
- Falafel King Sandwiches
- Ward's Supermarket
- Zeezenia Kitchen and Market

Farmers Markets in Gainesville

- Alachua County Farmers Market
- Haile Farmers Market
- Celebration Point Farmers Market



"ADAPTING TO GAINESVILLE WAS NOT A HARD TASK. YES, THERE ARE DIFFERENCES BETWEEN HERE AND WHERE I CAME FROM, SOME FOR WORSE, SOME FOR BETTER, BUT I WAS ABLE TO GET AROUND JUST FINE WITH THE SUPPORT OF THE UNIVERSITY AND FRIENDS THAT I MADE IN MY CLASSES." —DANIEL LEONARDOS

Renters Insurance



RENTERS INSURANCE

If you live in an apartment or a rental house, renters insurance provides important coverage for both you and your possessions. Some rental properties require rental insurance.

A standard renters policy protects your personal property in case of theft or damage and may pay for temporary living expenses if your rental is damaged. It can also shield you from personal liability. Your personal property is not the responsibility of your apartment management or landlord unless you can prove negligence.

Proving negligence in court may be extremely difficult. That is why it is very important to have renters insurance. There are several types of residential insurance policies. Read your policy information carefully to ensure you have adequate coverage.

POLICIES SHOULD INCLUDE THE FOLLOWING ITEMS

- | | |
|---|---|
| <input type="checkbox"/> Fire or lightning | <input type="checkbox"/> Theft |
| <input type="checkbox"/> Windstorm or hail | <input type="checkbox"/> Vandalism or malicious mischief |
| <input type="checkbox"/> Explosion | <input type="checkbox"/> Falling objects |
| <input type="checkbox"/> Riot/civil commotion | <input type="checkbox"/> Sinkhole |
| <input type="checkbox"/> Aircraft | <input type="checkbox"/> Water-related damage from plumbing, heating or A/C units |
| <input type="checkbox"/> Vehicles | <input type="checkbox"/> Electrical surge damage |
| <input type="checkbox"/> Smoke | |

NOTE: Flood damage is **not** covered and requires a separate policy.

A RENTERS POLICY COMMONLY CONTAINS FOUR SEPARATE SECTIONS

- 1. Personal Property** provides protection for your personal property, such as furniture, clothing and electronics. This coverage limit is chosen by you when you purchase the policy.
- 2. Loss of Use** covers some of the additional expenses you incur when your apartment cannot be used because of an insured loss. This part of the policy will usually only cover

around 10 to 20% of your personal property value.

- 3. Personal Liability** covers damages to others for which you are held liable except as limited or excluded by the policy.
- 4. Medical Payments to Others** pays for medical expenses for minor injuries to others even if you are not at fault. The policy normally includes limits of \$1,000-\$5,000 per person.

OTHER POLICY CONSIDERATIONS

Replacement Cost or Actual Cash Value policy options:

- Always choose replacement cost as it pays to replace or repair personal property without depreciation being taken from the value of the property.
- Actual cash value would only pay what your property was worth at the time of loss.
- Make sure you read all the literature provided by an insurance agency and ask lots of questions before agreeing to any policy.
- Shop around! Premiums are different from company to company, but make sure your policy covers your needs.

Thank you, McGriff-Williams Insurance for providing the information on renters policies. For more information offered by McGriff-Williams Insurance, please visit their website, mcgriffwilliams.com.

OCL ADVICE

Some students can be covered under their family members' homeowners insurance policy for a small additional fee. Before purchasing renters insurance, talk with your family to see if this is an option for you.

Student Legal Services

STUDENT LEGAL SERVICES (SLS) IS A FREE AND CONFIDENTIAL SERVICE FOR ELIGIBLE UF STUDENTS:

The primary purpose of SLS is to help students deal with their legal problems by giving free legal advice and providing professional legal representation in certain cases.

Student Legal Services is staffed by four experienced attorneys who are particularly sensitive to the needs of student clients. All consultations are strictly confidential. All UF students enrolled for 6 or more hours and paying Activity and Service Fees are eligible for SLS services.

Student Legal Services also seeks to educate students about their rights and responsibilities in an increasingly complex world. SLS educates students through lectures, workshops, presentations and the distribution of information and materials on a variety of legal issues.

In addition to the legal counsel provided to individual students, Student Legal Services offers learning and involvement opportunities for students interested in careers in the legal profession.

STUDENT LEGAL SERVICES PROVIDES IN-COURT REPRESENTATION IN:

- Landlord-Tenant Cases
- Sealing or Expunction of Criminal Records
- Name changes
- Dissolution of Marriage (uncontested cases, without children or real property)
- Adoption (uncontested, step-parent)

STUDENT LEGAL SERVICES PROVIDES ADVICE AND ASSISTANCE IN:

- Lease Reviews (before you sign)
- Traffic Citations
- Criminal Charges
- Consumer matters such as defective products and services, warranties, contracts, credit and identity theft
- Property Damage
- Insurance
- Preparation of Affidavits
- Powers of Attorney and Living Wills
- Provides free notary services
- Assists students in obtaining Gator 1 Domestic Partner Cards
- Provides legal advice to registered Gator student organizations on some matters
- Visit our website at studentlegalservices.ufl.edu for more information or to schedule an appointment.

OCL ADVICE

Be sure to get all agreements with your landlord in writing. Repairs, re-funds, etc. should all be documented in writing and not simply a verbal agreement. If your landlord is not performing his or her responsibilities, consult Student Legal Services for your options to remedy this. Go to studentlegalservices.ufl.edu to schedule an appointment, or call (352) 392-LAWS (5297) for more information. SLS is located in 3500 J. Wayne Reitz Union.



1

AERO

aeroon24th.com
3658 SW 24th Avenue
(352) 554-5115

2

anthem house
GAINESVILLE

anthemhouseuf.com
2534 SW 13th Street
(352) 645-2507

3

CABANA
BEACH

CBGainesville.com
1601 SW 51st Terrace
(352) 335-2000

4



campuscirclegainesville.com
1742 SW 38th Terrace
(352) 449-3609

5



Campus Lodge
campuslodgegainesville.com
2800 SW Williston Road
(352) 251-3979

6



COTTAGE GROVE
CottageGroveatGainesville.com
4600 SW 13th Street
(352) 373-7959

7

Lyn Court
square

1218 SW 3rd Ave
lyncourtsquare.com
(352) 415-2120

8

SPYGLASS

spyglassapts.com
701 SW 62nd Blvd
(352) 373-6330

9

STONERIDGE
APARTMENTS
of Gainesville

StoneridgeGainesville.com
3800 SW 34th Street
(352) 375-1121

10

TIVOLI
APARTMENTS
of Gainesville

TivoliGainesville.com
2841 SW 13th Street
(352) 379-8090

11

THE
COURTYARDS

CourtyardsGainesville.com
1231 SW 3rd Avenue
(352) 372-3557

12

University Realty

CondosInGainesville.com
311 NE 1st Street
(352) 327-9500

13

WEST 20

west-20.com
3527 SW 20th Ave
(352) 415-4900

14

WINDSOR HALL
Luxury Dorms

WindsorHallDorms.com
629 SW 9th Street
(352) 415-2120



MAP NOT TO SCALE

Gainesville Apartment Map



DISCLAIMER

This apartment map is a service to rental property owners/management and University of Florida students, faculty, and staff. Inclusion of any property or rental unit on this apartment map does not constitute, and shall not be construed or reported as (1) an endorsement or approval by the University of Florida of the landlord, its properties, or its business practices, or (2) a warranty or representation by the University of Florida to the equality, safety or other features of such property and/or its owners or management agent(s). The University of Florida expressly disclaim any and all responsibility for any problems that may arise with regard to such property or rental units or with regard to disputes between landlords and tenants concerning such property or rental units. All prospective tenants are encouraged to exercise their own good judgment when evaluating a prospective rental unit or landlord.

Roommates

As in any relationship, communication is key. If you are considering having a roommate(s), do not assume another person knows what you're thinking. Share your expectations about all lifestyle topics including household chores, a rent/bill payment schedule, groceries, having company over, etc. Make sure each party understands the expectations. Compromise each of your needs and wants to make sure that all parties are being fairly heard and respected.

Having roommates can be a good way to meet new people, learn and practice effective communication skills, and save on living expenses. If you feel that having a roommate is right for you, **consider the following before choosing the person you will be sharing a living space with:**

HOW WELL DO YOU KNOW YOUR POTENTIAL ROOMMATE?

HOW DEPENDABLE IS YOUR FUTURE ROOMMATE?

HOW WELL DO YOUR LIVING HABITS FIT WITH THEIR CUSTOMS?

ROOMMATE MATCHING VS. ROOMMATE PLACEMENT

Many apartment complexes offer roommate matching or roommate placement to help you find a roommate.

Roommate matching occurs when you fill out a form of preferences including living habits, cleanliness, interests, etc. Apartment management attempts to match you with compatible roommates using this form.

Roommate placement is when apartment management will place you in any open space with no consideration of your living habits. In either situation, make sure you can switch rooms if the apartment management places you with roommates with whom you are not compatible.

HOW TO PICK A ROOMMATE

Think of your daily living habits. Are you messy or neat? Do you like having people over or do you prefer your home to be your personal place of solitude? Think of someone who has a similar lifestyle and whose habits you can live with. Communicate your needs and expectations to ensure a healthy living situation.

WHAT TO DO WHEN YOU CAN'T SOLVE ROOMMATE ISSUES

All relationships, including the one with your roommate(s), require communication and effort. No matter how close you are to your roommate(s), you will need to work together to establish and maintain a positive living environment.

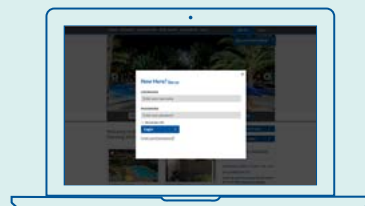
The most common problems arise when little issues become big ones because they are not addressed early on. Remember, ignoring a problem doesn't make it go away. Identify problems, their causes and what each roommate can do to solve them.

Before you move in, discuss with your roommates what everyone is bringing. Once everyone arrives, organize a group meeting to discuss how things will work. Make sure you have a good idea of everyone's habits before agreeing to live together. Remember that everyone is going to be different.

Split responsibility for paying the utility bills between the members. This way, no one person is responsible for all of the bills. Communicate with your roommates regularly about what you owe.

You also should talk to your roommates about buying food. Make sure your roommates agree that everyone chips in to buy and share all the food, or you each buy your own food and agree not to eat from each other's supply.

OCL ADVICE



Off Campus Life offers a free roommate finder service on our housing locator at housing.offcampus.ufl.edu. Create a roommate profile with information about yourself to read other students' profiles and find a match!



“AS LIVING WITH OTHER PEOPLE YOUR AGE CAN BE A NEW, EXCITING EXPERIENCE, IT IS IMPORTANT TO CREATE STRONG, POSITIVE RELATIONSHIPS WITH YOUR ROOMMATES. THIS STRONG BOND CAN DEVELOP THROUGH THE USE OF COMMUNICATION AND RESPECT. TALKING OUT YOUR LIKES AND DISLIKES AND BEING RESPECTFUL CAN FORM A GREAT LIVING ENVIRONMENT!” —LAUREN BRACERAS



Talk about how you will divide the house-cleaning and set standards. It is important that everyone know exactly what is expected in keeping the living space clean. Speaking openly about what you expect from each other and about your personal lifestyle habits are important steps that many people skip, especially when friends are living together.

Some resources and options available to help you resolve roommate conflict are:

OCL's Roommate Agreement Form: this is available at offcampus.ufl.edu.

Mediation: Student Conduct and Conflict Resolution (SCCR) offers free mediation services. Visit the SCCR website sccr.dso.ufl.edu to find out more about mediation services. To set up an appointment call (352) 392-1261 or visit the SCCR office in 202 Peabody Hall.

Counseling & Wellness Center: Free counseling services are provided to UF students. Also, there is free self-help literature on their website, counseling.ufl.edu.

Transfer: Talk with apartment management to see if a transfer is possible. Depending on your lease, this may or may not be an option. Moving might require paying a fee.

Sublease: Make sure that you are able to sublease your apartment according to your lease terms. Bring a copy of your lease to Student Legal Services in 3500 J. Wayne Reitz Union to see if this is an option.

Tough it Out: If you cannot move, make the most of the situation and act maturely. There is no sense in making the situation worse than it already is, try to continue to communicate positively and respectfully.

DOES YOUR ROOMMATE NEED HELP?

If you are concerned about your roommate and want to help but don't know how, consult with the UF Counseling and Wellness Center at counseling.ufl.edu. Another UF resource is U Matter We Care through the Dean of Students Office, visit umatter.ufl.edu for more information. If you have sus-

picious that your roommate is in trouble, let your roommate know you're there to help. Letting them know you care and informing them of services available to help is a first step toward positive change.

LANDLORD AND TENANT COMMUNICATION

Make sure to talk to your apartment management team or landlord about any concerns you have with their property, from repairs to roommate issues. Keep them involved in your experience because they can be valuable assets. Make sure you get any agreements between you and your landlord or apartment complex management in writing. If your landlord refuses to make repairs or hold up their end of the lease, you may be able to withhold your rent or terminate your lease if you follow the exact requirements of the law.

NOTE: This is a complicated process and the legal ramifications are serious. Obtain legal advice before attempting to terminate your lease or withhold rent. See Student Legal Services (352) 392-LAWS (5297) before withholding rent!



OFF
CAMPUS
LIFE

University of Florida
Division of Student Affairs

OFF-CAMPUS ROOMMATE GUIDE

LIVE • LEARN • LEAD • DISCOVER



Off Campus Life recommends that students complete a roommate agreement the first week they move in together. The contract is designed to give you the opportunity to establish some basic guidelines about the details of your living arrangements. We encourage you to sit down and discuss each section, while remaining as truthful as possible. Be sure to post the written agreement in a prominent place, such as the refrigerator.

SETTING EXPECTATIONS

No matter how close you are to your roommate(s), you will need to work together to establish and maintain a positive living environment. The most common problems arise when little issues become big ones because they are not addressed early on. Remember, ignoring a problem doesn't make it go away. Identify problems, their causes, and what each roommate can do to solve them. Off Campus Life also recommends face to face communications when issues arise.

SAMPLE ROOMMATE AGREEMENT

TERMS

This agreement shall remain in effect from _____ to _____.

If for any reason a roommate should move out before the date shown, under the lease/rental agreement, the departing roommate will be held responsible until a replacement is found. If a substitute roommate is found, the remaining roommate(s) must approve him/her. The departing roommate should notify the landlord, as well as the other roommates, within 30 days, so that proper arrangements can be made. The roommate who is leaving is still obligated to the landlord by the terms of the lease and is responsible to find a new roommate to be responsible for the duration of the lease/rental agreement.

RENT

Rent amount for the unit: \$ _____ Amount each roommate is responsible for: \$ _____

Date rent is due each month: _____

DEPOSIT

Roommates have a security deposit of \$ _____ each, totaling \$ _____.

Each roommate is responsible for his/her share of the charges associated with damages. If the cause cannot be determined, the roommates will split the cost of the damages equally.

PETS

If pets are permitted under the lease, each pet owner shall be responsible for any damages caused by his/her pet. This includes damage to furniture, carpeting, blinds, doors, lawn, and garden.

PERSONAL PROPERTY

All roommates agree to refrain from borrowing roommates' personal items without prior approval. Exceptions to this should be clearly stated, with the roommates reserving the right to change their minds about the sharing of their items and updating this Roommate Agreement. Property that is borrowed will be used respectfully and returned in the same condition. If damage is done to personal property, the roommate responsible for damage will be held liable.

UTILITIES

The following services have been arranged and paid for as indicated.

KITCHEN CLEANUP

Each roommate agrees to do his/her own dishes as needed. A schedule of kitchen cleanup may be attached. It will include cleaning the refrigerator and oven, mopping the floor, and emptying the trash.

ADDITIONAL TERMS OF AGREEMENT

In addition to the items above, the following items have been known to cause conflict between roommates. If you foresee any of these as a problem, write out and attach any needed additional agreements. Space is provided for listing other issues needing specific agreements.

Is smoking allowed in the apartment? **Yes or No** Is alcohol consumption allowed in the apartment? **Yes or No**

Are guests allowed to stay in the apartment or house? **Yes or No** How long are guests allowed to stay? _____ (length of time)

How far in advance should you notify your roommates that you will be having a guest? _____ (length of time).

What expectations do you have for guest behaviors (for example they can't eat shared food, etc.): _____
_____.

Will you share food? **yes or no** If you are NOT sharing food items, how will you keep food items separate? _____
_____.

Will you share household items? Select all items that you will share.

- ☐ Dishes, glasses, silverware ☐ pots & pans ☐ cleaning supplies ☐ vacuum
☐ other household items: _____

Will you have quiet hours for studying and sleeping? **yes or no** What will those hours be? _____

Will you be sharing a television or gaming system? **yes or no** What will be the AC temperature? _____

What will be the heat temperature? _____ What will you do to insure the security of your apartment/house (lock doors, close windows, set alarm, etc.)? _____

SIGNATURES OF ROOMMATES

As a participant in this agreement, I realize that I, as well as each of my roommates, have equal rights to the use of the space and facilities in the dwelling, with the exception of the areas we have designated as each one's private space. This agreement is intended to promote harmony between roommates by clarifying the expectations and responsibilities of roommates to each other.

Each roommate should sign below and retain an original copy for their records.

The parties have executed this agreement on _____ (date) for _____ (address).

1. _____
2. _____
3. _____
4. _____
5. _____

ROOMMATE

NAMES

WEEK 1



WEEK 2



WEEK 3



WEEK 4



MONTH _____

OFF-CAMPUS ROOMMATE CHORE CHART

Divide house work evenly by working with your roommates to create a chore chart.

CHORES (ROTATE ROOMMATE NAMES WEEKLY)	COMPLETED? (INITIAL BOX)
<div>tape/pin name here</div> FRIDGE & MICROWAVE	week 1 <input type="checkbox"/> <input type="checkbox"/> week 2 week 3 <input type="checkbox"/> <input type="checkbox"/> week 4
<div>tape/pin name here</div> KITCHEN SURFACES	week 1 <input type="checkbox"/> <input type="checkbox"/> week 2 week 3 <input type="checkbox"/> <input type="checkbox"/> week 4
<div>tape/pin name here</div> TRASH + RECYCLING	week 1 <input type="checkbox"/> <input type="checkbox"/> week 2 week 3 <input type="checkbox"/> <input type="checkbox"/> week 4
<div>tape/pin name here</div> DUST COMMON AREAS	week 1 <input type="checkbox"/> <input type="checkbox"/> week 2 week 3 <input type="checkbox"/> <input type="checkbox"/> week 4
<div>tape/pin name here</div> COMMON FLOORS	week 1 <input type="checkbox"/> <input type="checkbox"/> week 2 week 3 <input type="checkbox"/> <input type="checkbox"/> week 4
<div>tape/pin name here</div> GUEST BATHROOM	week 1 <input type="checkbox"/> <input type="checkbox"/> week 2 week 3 <input type="checkbox"/> <input type="checkbox"/> week 4
<div>tape/pin name here</div> WINDOWS	week 1 <input type="checkbox"/> <input type="checkbox"/> week 2 week 3 <input type="checkbox"/> <input type="checkbox"/> week 4
<div>tape/pin name here</div> YARD WORK & PATIO	week 1 <input type="checkbox"/> <input type="checkbox"/> week 2 week 3 <input type="checkbox"/> <input type="checkbox"/> week 4

To print more copies of this form, visit: offcampuslife.ufl.edu



**OFF
CAMPUS
LIFE**

University of Florida
Division of Student Affairs

OTHER _____

For more tips on living off-campus, visit our website: www.offcampus.ufl.edu

Safety

SAFETY • MOVING OUT • TRANSPORTATION • TOWING •
RTS • PETS • POWER • WASTE • CITY CODES & POLICIES

Lots of crime is preventable, but only if you take basic steps to protect yourself and your belongings. Here are some easy ways you can protect yourself and your residence from crime.

PERSONAL SAFETY

- Be aware of your surroundings at all times.
- Be mindful of what's going on while you're on the phone or while wearing headphones.
- Do not walk or exercise alone at night outdoors. If you're on campus, you can call for SNAP service (352) 392-SNAP (7627) or download their app, TapRide (for a free ride to and from anywhere on campus).
- Do not get in a vehicle with a stranger for any reason. Do not pick up hitchhikers.
- Walk in groups and stay in parts of town that are well lit and familiar.
- If you encounter a phone or home solicitor, do not give them any personal information including address, phone number, social security number or credit card information. Do not let them in.
- If you ever feel uncomfortable, go to another area where you feel safe or just leave the situation entirely.
- Consider downloading the GATOR SAFE app. This app pairs mobile GPS technology with existing campus safety infrastructure and allows students to summon help anywhere on campus.



If you are the host of a party, you can be held liable for the actions of your guests. If there are minors consuming alcohol at your party, even if you personally did not hand them something to drink, you are still deemed responsible for their actions. Be sure to offer non-alcoholic beverage options and have snacks available to curb alcohol's absorption into the bloodstream.

Below are some tips from GatorWell, UF's Health Promotion Service, to be aware of when drinking:

- Avoid playing drinking games. They can cause you to drink too much too fast.
- Pace yourself to one or fewer drinks per hour. Alternate drinks with non-alcoholic drinks, such as soda or water.
- Keep track of how many drinks you consume and choose a pre-set limit or limit the number of hours you drink and do not exceed that number.
- Eat a meal before and/or during drinking, preferably with protein.

- Plan how you will get home before going out. Use a designated, sober driver. Know the RTS Later Gator routes and times, cab numbers and have enough fare money. Also, download Uber and Lyft apps.
- Be aware of your surroundings. Use the buddy system and never leave your drink unattended.
- Choose not to drink or go to a place where the main activity is not drinking.
- If you choose to drink, remember that an individual cannot legally consent to sexual activity if he or she is drunk (Blood Alcohol Concentration is .08 or higher).
- Know the signs of alcohol poisoning (unconsciousness, cold, clammy, pale or bluish skin, slow or irregular breathing, vomiting while passed out, etc.) and call 911 immediately.

PARTY SAFETY

You must be 21 or older to drink alcohol. If you choose to drink alcohol, be sure to do so responsibly.

UF and the City of Gainesville take alcohol-related rules and regulations seriously, so be aware that inappropriate and potentially harmful behavior will not be tolerated and may be punishable.

OCL ADVICE

For alcohol safety information, visit the GatorWell website at:
gatorwell.ufsa.ufl.edu

Safety



“GAINESVILLE IS RELATIVELY SAFE, BUT YOU CAN’T BE TOO CAREFUL. ALWAYS MAKE SURE TO LOCK YOUR DOORS AND WALK WITH SOMEONE AT NIGHT. THEY’RE LITTLE THINGS, BUT THEY MAKE A DIFFERENCE.”—MACAYLA BRICARELL

APARTMENT/HOUSE/CAR

- Keep your doors/windows to your apartment/home locked at all times.
- Keep bicycles and scooters locked up at all times.
- Keep car doors locked at all times.
- Do not leave valuables in your car. Laptops, textbooks or clothing are items easily sold and often entice thieves.
- Ensure you have and use a peephole on your front door before opening the door.
- Don’t open your door to strangers and do not let delivery people into your home.
- Only let maintenance workers in if the complex management or your landlord has contacted you to inform you of the date, time and reason for their visit.
- As you are moving in and out, protect your belongings by locking your apartment, house and car doors during trips to and from your car.
- Ensure that the trees and shrubs around your apartment/house doors and windows are cut back enough so they don’t obscure your view out of your apartment.
- Make sure apartment complex lights are working.
- Contact apartment complex management or landlord for yard work and exterior lighting maintenance immediately.
- If you see someone suspicious, call the police immediately and notify your apartment complex management or landlord.
- There are several alarm companies in Gainesville. Some apartment complexes offer wired systems in their apartments. If you want to add an alarm system, ask your landlord or apartment management before you contract for installation.

- All alarm systems must be registered with the city/county through the Alachua County Sheriff’s Office.
- If you see a streetlight out, record the pole number from top to bottom (attached to the pole) and submit a service request at gru.com/myhome/customerservice/reportstreetlightoutage.aspx online.

LAW ENFORCEMENT AGENCIES

There are three law enforcement agencies in Gainesville that have several programs to meet the needs of students and non-student community members. Visit their websites to find out more:

University of Florida Police Department (UFPD) police.ufl.edu (352) 392-1111

Gainesville Police Department (GPD)
gainesvillepd.org | Emergency: 911
Non-emergency: (352) 955-1818

Alachua County Sheriff’s Office (ASO)
ACSO.us | Emergency: 911
Non-emergency: (352) 955-1818



OCL ADVICE

Be safe when using Facebook and other social media sites. We recommend setting your privacy settings to ‘friends only’ for any personal information and photos.

Refrain from posting your address or phone number, and don’t leave messages that let people know you are not going to be home.



Safety: UFPD Resources

GATORSAFE APP

Safety Resources at Your Fingertips with **UF GATORSAFE** Mobile App Smartphone users who download the free GATORSAFE safety app can now report tips to the UF Police Department, make emergency calls and perform other functions that improve their personal safety and security. Report a crime tip to UF Police (even anonymously) attaching pictures, and video Trigger Mobile BlueLight to simultaneously send your location and call UFPD. Use the Personal Safety Toolbox which contains a Flashlight, Loud Alarm, and the ability to send your location and much more.

VICTIMS SERVICES

The Office of Victim Services provides a civilian support person for anyone who may become a victim of crime while on the University of Florida campus. A Victim Advocate is available 24-hours a day, seven days a week, to provide support for victims of actual or threatened violence. All services are free and confidential. As such, victims may use the services of an advocate even if they decide to not officially report the crime to a law enforcement agency. When victims do report the crimes, a Victim Advocate will accompany and support victims through all stages of the criminal justice process.

A Victim Advocate also provides emotional support and can assist with referrals for counseling and other services that may be required. A Victim Advocate can be reached 24-hours daily through the University of Florida Police Department's dispatch center at (352) 392-1111. Victims may also contact an advocate directly on weekdays (Monday-Friday) between 8:00 a.m. And 5:00 p.m. By calling (352) 392-5648.

R.A.D. (Rape Aggression Defense)

Rape Aggression Defense, known as R.A.D., is a self-defense program designed specifically for women. The R.A.D. approach to personal safety begins with awareness, prevention, risk reduction and risk avoidance, and progresses to hands-on physical defense techniques. Participants in the program will learn a wide range of tactics, including verbal techniques, ground defense options, escaping from bear hugs and choke holds and many more.

The R.A.D. program is taught by nationally certified instructors who are dedicated to the growth and well-being of the women in our campus community. The course is free and suitable for women of all ages and abilities. For more information about R.A.D. visit <https://police.ufl.edu/programs/classes/rape-aggression-defense/>.


Register for R.A.D. by using the online 'Inquiries and Registration' form at police.ufl.edu/programs/classes/inquiries-registration/ just your name, email and phone number, or by calling the University of Florida Police

Department's Community Services Division at (352) 392-1409.

OPERATION IDENTIFICATION

Operation Identification is a free property registration program provided by the University of Florida Police Department. Operation Identification can be used to register any item with a serial number, including your cellphone, laptop or tablet. You can also have your property engraved for free. A decal must be affixed to bicycles, so bicycle registration is required in-person at the community services division or by any university of florida police officer. Front Door Software is a laptop theft prevention, information protection and property recovery software program available free to all uf students, faculty and staff.

Visit police.ufl.edu for more information.



Safety



"WHEN I HEAR A HURRICANE IS COMING TO TOWN, I ALWAYS FILL UP MY BATHTUB WITH WATER. IF THE WATER GETS CUT OFF DURING THE STORM, I HAVE WATER FOR DAYS TO DRINK, FLUSH THE TOILET AND BATHE." —ALBERT

HURRICANE SAFETY

10 steps to prepare for a hurricane or severe weather:

Hurricane season is June 1st-November 30th

- 1. Prepare a Disaster Supplies Kit and a Personal Evacuation Plan.** Identify where you could go ahead of time. If you are told to evacuate choose several locations and keep directions and contact information ready.
- 2. Create a communication plan with family & friends.** Talk with family about your plans for evacuation during a storm.
- 3. Stay informed.** Check websites, listen to the radio or watch TV for the latest weather updates. If you are told to evacuate, do so immediately.
- 4. Take these items when evacuating.** Prescription medications, cash, sleeping bag, pillow, water, non-perishable foods, first-aid kit, battery operated radio, flashlight, batteries, car keys, cell phone, maps, directions, shelter locations, shelter contact information, driver's license, social security card and insurance papers.
- 5. Follow these steps before evacuating:** Unplug all electrical appliances, move all valuables off the floor to avoid damage in case of flooding, close blinds and curtains, close and lock apartment and home windows and doors.
- 6. Fill your car's gas tank and make sure you have cash.** ATM's and gas pumps don't work if electricity goes out.
- 7. Don't forget your pet and remember to bring:** food, water, medication, toys, crate, leash and any other pet essentials. Shelters require a crate for your dog or cat, so be prepared.
- 8. What to do when the hurricane arrives:** Listen to the radio or TV, stay indoors and don't party. This is a time for you to be aware and ready to evacuate if necessary.
- 9. What to do after the hurricane:** Continue to monitor websites, listen to the radio or local TV station for instructions and inspect your home for damage. If the power is out, use flashlights in the dark, not candles. Avoid power lines or plugging in electrical appliances in standing water.
- 10. More resources:** For shelter information, check the UF website ufl.edu, local newspapers, radio stations, or TV news.

For more information, visit the following websites or call the following hotlines:

- Red Cross: redcross.org
- UF Natural Disaster Preparation Plan: emergency.ufl.edu
- Alachua County Rumor Control Hotline: (352) 264-6557
- Alachua County Crisis Center: (352) 264-6789

OCL ADVICE

Here are some things that should go in a Disaster Supply Kit: water, non-perishable foods, flashlight, batteries, radio, first-aid kit, blankets, pillows, extra clothes, essential documents & cash. You will need three to seven days worth of water & non-perishable foods.

OCL VIDEO

Watch OCL's YouTube video, OCL Hurricane and Emergency Prep, on how to make a Disaster Supply Kit and what you should do in case of an emergency. youtu.be/oCWcYPNe3LM

FIRE SAFETY & PROTECTION

If faced with a fire emergency, remain calm. Do not panic. Read on for fire safety tips from the Gainesville Fire Rescue. Go to [cityofgainesville.org/GainesvilleFireRescue\(GFR\).aspx](http://cityofgainesville.org/GainesvilleFireRescue(GFR).aspx) for more information.

- Do not tamper with fire alarms. Respond to all alarms.
- Know how many doors there are from your bedroom to an exit.
- Know alternate exits. Keep exit routes clear.
- Sleep with your bedroom door closed. This helps to hold back heat and smoke.
- Do not smoke in bed and be careful using portable heaters.
- Take out the garbage & recycle newspapers-these are very combustible objects.
- Faulty electric fuse? Call an electrician immediately and remove items from that outlet until it is safe to use.
- Do not store flammable liquids in the home (propane gas, lighter fluid, etc.).
- Check with apartment management or landlord before using a gas or charcoal grill on your patio.
- Designate a meeting place outside so you will know if anyone is still in the house or apartment. If you are missing a roommate, tell police or fire rescue. Do NOT go back into a burning building.
- Plan a drill and see how long it takes you to evacuate.



Moving Out

Just as with moving in, moving out requires planning and work. Plan ahead, get boxes and pack your belongings little-by-little. Get friends and family to help make the moving process a little easier. Below is a moving-out checklist.



- ❑ **Check the lease end date.** By what date do you need to move out or renew your lease in order to stay?

If you haven't renewed your lease by the landlord's deadline (which may or may not be the last day of your lease), the landlord may rent the apartment or house to someone else.

- ❑ **Don't wait until the last minute.** Do not underestimate the time it takes to pack all your belongings and move. Start packing about 30 days before you need to vacate.

- ❑ **Donate.** Pack up in stages to allow yourself time to sell, donate or find homes for things you no longer need or should not be disposed of with standard curbside or dumpster garbage. Donate clothes, couches and canned foods that you don't need.

- ❑ **Moving out policy.** Do you need to return keys or have the carpet steamed before leaving? Find out from property management any specifics you may need to do before moving out.

- ❑ **Renting a truck, movers or a storage unit?** Call ahead to reserve since lots of other people are moving out at the same time.

- ❑ **Camera time.** Take pictures or video of your empty apartment so you have documentation of the condition of the property when you left.

- ❑ **Scrub the tub.** Make sure you thoroughly clean the apartment. Save all receipts regarding cleaning (products, professional service, etc.) as proof. Think about using green cleaning supplies.

- ❑ **Make sure you make a move-out checklist and have the landlord sign and date it.** Use an impartial witness if the landlord is not available.

- ❑ **Find out the date when you will get your security deposit back.** You are not necessarily guaranteed your security deposit. However, if there are damages or cleaning needed, the landlord may use money from the security deposit to repair the property.

- ❑ A landlord has 15 days after termination of the lease to return the security deposit or send a notice by certified mail stating how much is going to be deducted from the deposit and why. If you have concerns, you must object to the deduction in writing within 15 days of your receipt of the notice or the deductions are authorized. If the notice is not postmarked within 15 days, the landlord forfeits the security deposit. If the property was damaged, the landlord can sue you even when the 15-day notice is not given. Consult an attorney or Student Legal Services before filing any lawsuits.

- ❑ **Keep in touch.** Give your landlord your new mailing address and phone number in case they have follow-up questions.

DONATIONS

Goodwill

goodwill.org
3520 SW 34th Street
Gainesville, FL 32608
(352) 376-9041

The Salvation Army

salvationarmy.org
639 E. University Ave.
Gainesville, FL 32609
(352) 376-1743

Haven Hospice Attic Resale

beyourhaven.org
300 NW 8th Avenue
Gainesville, FL 32608
(352) 378-7484

Hitchcock Field & Fork

pantry.fieldandfork.ufl.edu
564 Newell Drive
Gainesville, FL 32611
(352) 294-3601

Bread of the Mighty Food Bank

breadofthemighty.org
325 NW 10th Ave.
Gainesville, FL 32601
(352) 336-0839

CONSIGNMENT

Sandy's Resale

sandysresale.com
4148 NW 13th Street
Gainesville, FL 32609
(352) 372-1226

Plato's Closet

platoscloset.com/locations/gainesville-fl
3441B West University Ave
Gainesville, FL 32607
(352) 374-4402

GatorWell

HEALTH PROMOTION SERVICES



CONNECT WITH GATORWELL

Individual appointments & consultations • Presentations & workshops

Campus-wide programs & events • Biweekly health communication messages

Residential outreach satellite offices • Traveling Health Hut



gatorwell.ufsa.ufl.edu



@UFGatorWell



352-273-4450

GATORS, TAKE CHARGE!

CALL 911

Why did UF create a Medical Amnesty Policy (MAP)?

- MAP was created to promote a healthy and safe environment for all UF students.
- UF encourages all students to make responsible decisions and seek medical attention in serious or life-threatening situations that result from alcohol and/or other drug abuse.



MAP encourages you to:

- Call 911!
- Stay with the person needing assistance until help arrives.
- Be prepared to give the emergency medical personnel as much information as possible.



Will I get in trouble?

- MAP applies to the UF Student Code of Conduct, Housing and Residence Education Community Standards, and Greek Life policies.
- The person calling for help and the person in crisis will not be referred for Student Code of Conduct charges regarding the alcohol or drug use.
- Medical Amnesty Policy incidents will not be entered on the student's official academic record.
- UPD and other law enforcement agencies still have the right to enforce the law.



Transportation

No car? No worries! Gainesville offers various ways to get around town without a car.

WALKING



Be sure to keep an umbrella with you at all times. The unpredictable Florida weather has plenty of rain with little warning. Also, bring a water bottle to stay hydrated during your walk. Lastly, be safe. Don't cross the street against the lights, follow all crosswalk signals, stay on the sidewalk, don't walk home alone in the dark and always be aware of your surroundings.

BIKES

Gainesville is the 16th most bike-friendly city in the U.S. and UF has been named one of the EPA's Best Workplaces for Commuters. Register your bicycle with UFPD in person at their office located on the southeast corner of Museum Road and Newell Drive. Always wear a helmet and observe traffic laws.

Bike Safety Tips:




- Wear a helmet while riding a bike and/or scooter.
- Cyclists must obey all traffic signs, lights and signals.
- You must ride on the right side of the road with the flow of car traffic.
- When riding on a sidewalk or crosswalk, bike riders must obey pedestrian laws and yield the right of way to pedestrians.
- When riding at night, bikes are required to have a headlight and reflective taillights.
- Also, wear bright colored and reflective clothing to make sure you're seen.
- The 20 mph campus speed limit pertains to bicyclists, too. If you exceed 20 mph, you can get a speeding ticket.

BIKE SAFETY LAWS & TIPS

Bicycles are vehicles. Traffic violators on bicycles are subject to the same fines as violators in automobiles, \$159 for a moving violation, \$257 for running a red light, \$106-\$109 for a non-moving violation and \$57.50 for a violation specific to a bicycle operation. For more information, go to police.ufl.edu/services/community-services/bicycle-registration-safety/.

Thanks to UFPD for pricing information.



OCL ADVICE

If you live in a house or apartment complex close to the UF campus you might be eligible for a City of Gainesville neighborhood parking decal. To learn more about decal availability and cost visit the City of Gainesville website cityofgainesville.org.



REGIONAL TRANSIT SYSTEM (RTS)



Gainesville's local bus system has lots of routes that will take you on and off-campus. Students pay a transportation fee as part of tuition that allows you to simply show your Gator 1 card to take the bus anywhere on or off-campus.

Grab a ride to class, the football game on weekends using the Gator Aider, and all over town using the Later Gator. Go to go-rts.com and page 32-33 in this guide for more information on RTS.

SCOOTERS & MOTORCYCLES

In order to park on-campus, scooters and motorcycles must have a parking decal. Go to Transportation and Parking Services (TAPS) website at taps.ufl.edu for prices and details. Park only in designated parking locations.

If you are younger than 21 years old, you are required to wear a helmet while on scooters and motorcycles.

DECALS

There are different decals available to students depending on the amount of credit hours earned and whether you live on or off-campus.

You may purchase your parking decal by visiting taps.ufl.edu/decals. You will need your Gator-1 ID, valid license plate

number (complete details at regulations.ufl.edu/chapter3/3007.pdf), and all outstanding citations and late fees must be paid before placing your order.

PARKING

On-campus parking requires a decal. The hours of decal restriction for most areas of campus are between 7:30 a.m. and 4:30 p.m., Monday through Friday. After 4:30 p.m. on weekdays and any time on weekends, you can park in many areas without a decal; however, be sure to read the signage before parking anywhere. Some areas have different hours of restriction or are restricted 24/7, and those restrictions will be listed on the signs.

PARKING MAP

Go to taps.ufl.edu/parking-info/parking-map/ and see where certain decal parking lots are located.

FINES

Go to taps.ufl.edu/citations/ for information about on-campus fines. There are several parking restrictions that are not decal related. It is your responsibility to know and follow all parking regulations.

APPEALS

Parking citations may be appealed online at taps.ufl.edu/citations or in person using the self-service computers at the

Transportation and Parking Services Customer Relations Office, 1273 Gale Lemerand Drive, Monday through Friday, 8:00 a.m. to 4:30 p.m. Appeals must be filed within 15 calendar days of issuance of the citation to be accepted and usually take between four to six weeks for a judgment to be issued.

The online application may be used to submit initial citation appeals and to request an appointment for citation re-appeals, suspension appeals or impound fees. For more information call (352) 392-PARK (7275).

IMPOUND (BOOT/TOW)

Accumulation of three or more delinquent parking citations that have a remaining balance due will be grounds for impoundment.

Additionally, if you currently have five guilty citations during the academic year and receive a sixth citation during the same academic year, your vehicle may be impounded for excessive citations after receipt of the sixth citation and for each citation thereafter. For additional information on impound rules, go to taps.ufl.edu/parking-info/citations/impound-suspension-information/.



"THE RTS TAKES A BIT TO GET THE HANG OF, BUT IF YOU USE IT TO GET TO CLASS EVERY DAY YOU GET USED TO WHEN IT'S BUSIER AND LEARN WHEN YOU SHOULD LEAVE EARLIER." —MACAYLA BRICARELL



Towing



ON-CAMPUS RETRIEVAL

Vehicles may be released from impound, 24 hours a day, seven days a week. If you wish to release your vehicle from impound on a weekday, between 8:00 a.m. and 4:30 p.m., you should first contact TAPS at (352) 392-PARK (7275) or visit the TAPS Customer Relations Office, located at 1273 Gale Lemerand Drive. All delinquent citations must be paid before a vehicle will be released. If booted, TAPS will process the release; if towed, the tow fee must be paid at UFPD and they will process the vehicle release.

If you wish to release your vehicle from impound at any other time, you must do so at the University of Florida Police Department Office (352) 392-1111, police.ufl.edu. Regardless of which location you release your vehicle from, all delinquent citations must be paid in full, along with an impound fee of \$50 in order for the impounded vehicle to be released.

Vehicle impoundment may also result if you:

- Park in a no parking zone, service area, fire lane or disabled persons parking space.
- Park in a reserved or restricted parking area.
- Park obstructing traffic or creating a hazard.
- Park at a bus stop.
- Park permanently or abandoned.
- One or more parking citations have not been paid or appealed within 30 calendar days after issuance of the parking citation.
- Parking privileges have been suspended.



PAYMENT

Citations may be paid online at taps.ufl.edu or in person at the Transportation and Parking Services (TAPS) Customer Relations Office, 1273 Gale Lemerand Drive, Monday through Friday, 8:00 a.m. to 4:30 p.m.

Payments made at the TAPS Customer Relations Office may be made by cash, check, money order, credit card (Visa or MasterCard) or debit card.

Payments may also be made through U.S. Mail or using the after-hours drop box located outside the TAPS Customer Relations Office.

Payments made via the mail or in the drop box must be check or money order (no cash, please). Please remember to include your citation number with your check or money order to ensure full credit for your payment.

Checks must be made payable to the University of Florida, and payments should be mailed to:

P.O. Box 112400, Gainesville, FL 32611.

Postmarks are not sufficient to meet payment or appeal deadlines.

Students with delinquent citations may also make payments at Student Accounts in Criser Hall.

PARKING IN THE COMMUNITY

Avoid being towed and/or fined by heeding the following precautions:

- Check for and read all signs that notate parking. Some apartment complexes require a parking sticker or decal for parking, while others do not.
- Check with management to see what parking requirements your complex has.
- Do not park in tow-away zones, fire lanes or handicapped spots if you do not have a permit.
- If you are a guest, make sure you park in the proper designated area. Some complexes require a visitors parking pass or have designated spots. Guests can be towed, booted and/or fined for not parking in the proper area.
- If you live in a house, there are city codes regarding parking. Parking is not allowed on the grass or yard on non-game days. Check with the city or your landlord to see where your designated driveway is.
- In some areas of Gainesville, there are parking permit requirements. To get a permit, you will need a letter from management or a landlord. See the City's website at cityofgainesville.org for more information.





"TOWING IN GAINESVILLE IS VERY STRICT, I HAVE SEEN FIRSTHAND HOW YOU CAN PARK YOUR CAR INCORRECTLY ONE MINUTE, AND THE NEXT YOUR CAR IS OUT OF THE SPOT AND IMPOUNDED." —ISABELLE LAWRENCE

CITY OF GAINESVILLE TOWING

The Gainesville Police Department is responsible for regulating trespass towing within the City limits of Gainesville. Businesses within our city contract with towing companies as a way to ensure that their paying customers and tenants have access to parking.

While it is never a pleasant experience to have your vehicle towed if you park illegally, you do have legal rights that the tow companies must comply with or face civil and possibly criminal penalties.

Some useful facts to remember if your vehicle is towed:

1. The fee to recover your vehicle is \$100.00 if you recover your vehicle within the first 24 hours. If you fail to recover your vehicle after that time, the tow company can charge additional fees.

Those additional fees are not regulated by the City, but the tow company must have all their fees posted in their office for all to see, and they must also have the fees on file with GPD.

2. Prior to towing a vehicle, the towing company is required to take the photographs of the violation. The photographs must be made available for viewing between the hours of 8:00 a.m. through 11:00 p.m., Monday through Saturday, excluding holidays.
3. The towing company is required to be open from 8:00 a.m. until 6:00 p.m. on all days they do trespass towing. If a tow company is closed, they must respond within an hour to the tow yard to allow a person to recover their vehicle.
4. If you approach a tow operator at your vehicle, and they have not started to


connect your vehicle, they must stop and allow you to recover your vehicle at no charge. If the tow company has started connecting your vehicle, they must release your vehicle upon demand, but they can only charge half the cost of a normal trespass tow.

If the tow operator has begun driving off with your vehicle, they can proceed to the tow yard and you may be charged the full tow fee.

5. All trespass towing companies must display the "Trespass Tow Bill of Rights" at the business location. If your vehicle is towed, the Trespass Tow Bill of Rights provides you with some of the rights available to you.

These are just a few useful tips the City of Gainesville hopes will help you in case your vehicle is towed.

For more information about parking citations and trespass towing, visit the City of Gainesville website at cityofgainesville.org. To file a complaint please visit the Gainesville Police Department's website at gainesvillepd.org or call (352) 393-7500.



OCL ADVICE

GPD recommends three steps to secure your scooter: lock the steering mechanism, use a throttle lock that allows you to lock the throttle of your scooter, and attach a U-lock through your front wheel and frame.

Getting Around on RTS

Regional Transit System | GO-RTS.COM



CYCLISTS AND THEIR BIKES BOTH RIDE RTS

All RTS buses are bike rack-equipped, and each rack holds up to two bicycles. A few RTS buses can hold three bicycles. The racks are on the front of the bus. If you wish to use the bike rack, signal the driver that you are going to the front of the bus when getting on and off the bus. You will be responsible for loading and unloading your bicycle, and use is first-come, first-served. You can view a video on how to use the bike rack at: go-rt.com/rider-information/#bike

HOW TO FIND YOUR BUS

go-RTS.com

Want to find your bus? Take advantage of RTS' online GPS bus tracking system. The service features an automatic vehicle



locating system that allows bus riders to go online and get the real-time locations of all RTS buses. Click on an individual stop and see when the next bus will be arriving. If no information is available, then the buses are running their normal schedule.

ADA RIDERS

Passengers whose wheelchairs exceed 600 pounds when occupied must use RTS paratransit service provided by MV Transportation. They can be reached at (352) 375-2784. For the safety of passengers, when boarding, riding and exiting the bus, only one person is allowed in the wheelchair or scooter.

RIDER ALERTS

Stay informed of detours, delays and impacts to the RTS system by visiting the website go-RTS.com and viewing the Rider Alert section to the far right of the home page. You can be notified directly by 'Liking' the City of Gainesville Regional Transit System page on Facebook. Alerts are also posted on the Gator Locator page below all the routes on the left-hand side and on the RTS Facebook page.

SCHEDULES AROUND TOWN

Schedules for campus and city routes are available at numerous campus locations including the Reitz Union, the UF Bookstore and Welcome Center and Shands. You can also pick up your schedule at the Rosa

Parks RTS Downtown Station, on any RTS bus or download it from the RTS website go-RTS.com.

GATOR 1 ID

Start your day off right and leave the driving to RTS. UF students, students' spouses, faculty, staff, their spouses and UF retirees enjoy unlimited access to all RTS services. No fee required. Just show the driver your valid Gator 1 ID card. Other UF departmental IDs are not accepted, only Gator 1 ID cards.

SEE YOU LATER, GATOR

Need a ride home from downtown Gainesville on Thursday through Saturday nights? Check out Later Gator, (Starting at 8:30 pm) UF's late-night RTS campus shuttle. Jump on-board to ride to and from the UF campus, downtown Gainesville, the Oaks Mall and Southwest Gainesville.

MORE INFORMATION

For more information, such as connections and route servicing, please visit the RTS website at go-RTS.com. Or call customer service at 352-334-2600

OCL VIDEO

Watch OCL's YouTube video, How to Ride the Bus in Gainesville, to learn everything you need to know about the RTS bus system. [youtube.com/watch?v=z-VclrjR7zY](https://www.youtube.com/watch?v=z-VclrjR7zY)





20 RULES FOR THE ROAD

1. Carts, strollers, luggage and oversize backpacks are allowed as long as they are able to be folded, stowed or personally held without blocking aisles.
2. Please remember to take all your belongings. Report any suspicious packages or activity to the driver immediately.
3. Be at your bus stop five minutes before the bus is scheduled to arrive. When you see your bus approaching, stand by the bus stop sign, then RTS drivers will know to stop and pick you up.
4. Help RTS drivers stay on schedule by having the exact fare, your pass, ADA card or Gator 1 ID (must have the physical ID with you) ready when the bus stops and the doors open. As you board, just show your ID Card or pass to the driver or drop the correct fare into the farebox. Remember, bus drivers don't carry change, so you'll need the exact fare.
5. Check the electronic destination signs on the front and sides of each bus to make sure you're boarding the right one. (RTS would hate to take you somewhere you do not want to go.)
6. Feel free to bring your radio, CD, tape player, MP3 player or iPod. Use of headphones is required, and the music must not interfere with the bus operator and/or other passengers. (Everyone loves music, just not as loud as you do.)
7. Please do not leave newspapers or beverage containers on the bus.
8. Eating and smoking are not permitted on RTS buses. Beverages are allowed as long as they're in a securely covered drink container, as approved by RTS officials. Sorry, no styrofoam cups. Per City of Gainesville ordinance, no smoking is allowed within 20 feet of a bus stop or shelter. This includes vapor and e-cigs.
9. Please be considerate of others and keep your feet off the seats.



10. Buses move, sometimes unexpectedly. Please remain seated, or if you have to stand, hold on to a support at all times.
11. No pets are allowed on RTS buses unless they are in a carrier. Service animals are allowed.
12. Children under 40 inches tall are welcome to ride as long as they're accompanied by an older passenger or an adult. The height is typically marked by a red line on the left side pole when entering the bus.
13. As the bus approaches your destination, pull the buzzer cord or press the bar located above the windows. This lets the driver know that your stop is coming. Try to do this about one block before your destination so the driver can make a smooth stop.
14. For your safety, please exit through the rear doors and step clear of the bus. After exiting, cross behind the bus; do not cross in front of the bus. Wait for traffic to clear before attempting to cross the road.
15. Passengers should dress properly to ride the bus. This means shirt, shoes and pants are required! Bright colored clothing at night will allow you to be more visible to RTS drivers.
16. Don't forget to take your things with you when you leave the bus. RTS tries to return as many items as possible, but RTS is not responsible for items left on

the bus. If you lose an item, call (352) 393-7850 to reach Lost and Found. Everything turned in from an RTS bus is available to be picked up Monday - Friday, 8:00 a.m.-5:00 p.m. (except holidays) at 34 SE 13th Road Gainesville, FL 32627 - take the Route 17. Lost articles may not be available for pick-up until the following day. Items, except for Gator 1 ID cards, are held for 30 days. Found Gator 1 cards will be turned in to the Gator 1 ID card issuing office every Monday.

17. On each bus, you'll notice several seats near the front designated for use by the elderly and people with disabilities. Please be courteous and keep these seats open for those who might need them.
18. Please feel free to use your cell phone while on the bus. However, your conversation should not be so loud that it interferes with the bus operator and/or other passengers.
19. For the safety of passengers, when boarding, riding and exiting the bus, only one person is allowed in the wheelchair or scooter. Passengers in a wheelchair or scooter traveling with children who are unable to board the bus without assistance should travel with a Personal Care Attendant (PCA). Service may be refused for passengers who do not comply with this policy.
20. Hoverboards are not permitted on board RTS buses, please leave them at home or risk being denied service.

Pets



"ONE ADVANTAGE TO LIVING OFF CAMPUS IS THE OPTION TO OWN A PET. BEFORE ADOPTING OR PURCHASING A PET, EDUCATE YOURSELF ABOUT PET OWNERSHIP SO THAT YOU MAKE AN INFORMED DECISION THAT WORKS BEST FOR YOU!" —BROOKE THOMSON

ARE YOU READY FOR A PET?

How do you know you are ready for a pet?
Answer the following questions to find out.

Are you willing to spend at least \$1,000 a year on veterinarian bills?

☐ Yes ☐ No

Are you willing and able to spend at least \$50 a month on food bills?

☐ Yes ☐ No

Are you able to spend at least eight hours a day with your pet?

☐ Yes ☐ No

Is your pet able to travel with you?

☐ Yes ☐ No

Can you afford daycare or boarding if you travel?

☐ Yes ☐ No

Are you willing and able to spend time training your pet?

☐ Yes ☐ No

If you answered **no** to **any** of these questions, you are probably **not** ready for a pet.

Having pets is a lot of responsibility as they need constant care. Some people don't have the time, money or ability to take care of a pet. **Here are some extra tips:**

- When signing a lease, get clear, written permission for having pets.
- Having a pet can be a wonderful and fulfilling experience. In order to ensure the health and safety of your pet, it's important to register your pet with the Alachua County Animal Services.



When caring for your pet, consider using UF's Veterinary College Small Animal Hospital. Call (352) 392-2235 to set up an appointment during regular hours, Monday through Friday from 8:00 a.m.–5:00 p.m., or in case of an emergency. For more information visit their website, smallanimal.vethospital.ufl.edu.

If it seems like not quite the right time to own a pet but you still love dogs or cats, check out one of the local animal shelters or rescues and become a volunteer. Volunteers foster, walk dogs, play with cats, give baths and help others find the perfect pet.

HOW TO REGISTER/LICENSE YOUR PET

All pets within Alachua County must be registered. A current rabies vaccination is required to register your pet. You must show proof of pet vaccination to the Alachua County Animal Services office. There is a fee to license your pet. To check for costs, please visit the Alachua County Animal Services website alachuacounty.us.

The Alachua County Animal Services office will issue your pet a set of tags that it must wear at all times. You can be fined if your pet is not wearing its tags!

Alachua County Animal Services

alachuacounty.us

3400 NE 53rd Avenue

Gainesville, Florida 32609

Phone: (352) 264-6870

Fax: (352) 955-2542

LOCAL DOG PARKS

Squirrel Ridge Dog Park

1603 SW Williston Road

Gainesville, Florida 32608

Possum Creek Park

4009 NW 53rd Avenue

Gainesville, Florida 32653

Haisley Lynch Dog Park

424 S. Main Street

Gainesville, FL 32601

Power

Visit gru.com/welcome for more tools and resources to make your move easier.

UNDERSTANDING YOUR UTILITIES

Online Tools and Application: Gainesville Regional Utilities (GRU) offers electric, gas, water, wastewater and telecommunications services. Avoid the crowd and take care of your service changes at gru.com/welcome to make your move as seamless and stress-free as possible. The website has everything you need to start, stop or move your utility services, including an online application.

International Students: International students must visit the GRU Administration Building to request service. Please bring your passport and any supporting documentation.

Connections: Connection requests are processed on a first-come, first-served basis and connection schedules fill up quickly. Complete your service application as soon as possible to reserve your preferred move-in date. Same-day connections are available on a limited basis for an additional \$40. To request connections call 352-334-3434 during regular business hours.

Account Management Tools: Sign up for eBill, GRU's paperless billing option, at gru.com/ebill to receive and pay your monthly bill online. GRU also offers recurring bank drafts so that you will never miss a payment. Visit gru.com/pay for a list of payment options.

ENERGY-SAVING TIPS FOR RENTERS

Visit GRU's Resources for Renters page at gru.com/welcome before you sign a lease on an apartment or rental home. Use the tools to investigate the utility history of your

potential new place, manage your electric and water use, and keep future monthly utility bills low. Below are tips for tackling the highest energy users in your new home.

Air Conditioning & Heating

- Set your thermostat to 68°F or lower during winter and 78°F or higher during summer. For every degree you stray from the recommended setting, your bill may increase up to 4 percent. Also, keep the thermostat fan in the "auto" position instead of the "on" position.
- Don't place lamps, TV sets or other heat producers near your thermostat. The thermostat senses heat from these appliances, causing the A/C to run longer than necessary.
- Use fans and keep the A/C at a recommended setting. Turn off fans when rooms are empty.

Water

- About 80 percent of the energy used for washing clothes is for heating the water. Try washing clothes in cold water, your clothes will be just as clean as if you used warm or hot water.
- Make sure your dishwasher is completely full before running it then let them air dry. If you don't have an automatic air-dry switch, turn off the control knob after the final rinse and prop the door open a little.
- Check for running toilets by adding a few drops of food coloring to the water in the tank, if the color shows up in the bowl, contact maintenance to repair the leak.
- Install low-flow showerheads to save 25 to 60 percent in water usage.

Windows

- During summer, close your shades to block sunlight, and reduce heat gain and reduce the time the A/C runs.

- During the winter, open your shades during the day to let in heat from sunlight. Close the shades at night to keep heat from escaping through windows.
- Check for windows that are broken, do not close properly, or need to be caulked. Drafty windows can allow your expensive conditioned air to escape.

IMPORTANT REMINDERS

With GRU an account number is not required for first-time customers.

To start services, please have:

- Legal name of account holder
- Phone number
- Social security number
- Driver's license (optional)
- Date of birth (min. age 18)
- Email address (optional)
- Physical address of location to start services
- Prior address for first time customers
- Mailing address
- Bank account/routing number (if automatic payment option is desired)
- If you move, you must contact GRU to terminate service and provide a forwarding address for the final bill.

Contact GRU

- Phone: (352) 334-3434
- In-person: 301 SE 4th Ave. (Lobby)
- Online: gru.com/contactus

Waste & Recycling

City of Gainesville, Solid Waste Division gainesvillerecycles.com

TOP 10 CURBSIDE MANNERS FOR RENTAL HOUSES

1. Put your garbage, recycling and yard trash out the night before garbage day, and take your containers back up to the house after the contents have been collected. Garbage and recycling containers should be stored, when not in use, out of public view and not visible from the street or by neighbors.
2. You must place yard debris (leaves and small clippings) in reusable cans or brown paper lawn & leaf bags. Lawn and leaf bags can be purchased at Publix, Home Depot and Lowes. Limbs can be no larger than 5 feet long and 8 inches in diameter or weigh more than 40lbs per piece.
3. Put loose garbage in bags before placing in the cart. This prevents loose garbage from flying out of the cart on windy days and littering the surrounding environment.
4. Never overflow your cart or use your neighbor's cart. If your cart is full, use the official yellow bags that you can purchase at Publix. Place the yellow bags beside your cart (never on top).
5. Place recycling bins at least four feet away from the garbage cart. This prevents the bins from being tipped over by the garbage truck's automatic arms.
6. Rinse all bottles and cans. Caps are now accepted for recycling!
7. Never put recycling in the bin with food still in the containers. This is considered contamination and not usable recycling material. It is not necessary to remove the labels.
8. Remember, food contaminated corrugated cardboard is not accepted. Only clean, dry corrugated cardboard (including pizza boxes) can be accepted in the City of Gainesville's recycling system. All boxes must be broken down in 4' x 4' pieces or less.
9. Always take the newspaper out of the plastic bag before recycling. Plastic contaminates the paper and must be removed by hand.
10. If you have broken glass, always wrap it up before placing it in the garbage and never put broken glass in the recycling. Safety comes first. Call (352) 334-2330 by the next day if your garbage, yard trash or recycling has not been picked up. This ensures it will be picked up within a short period of time (within 24 hours) so you can put your cart or bins away.

Thank you to the City of Gainesville and Solid Waste Division for providing this information.

GARBAGE DISPOSAL AND RECYCLING FOR APARTMENT COMMUNITIES

Most apartment complexes provide garbage disposal and recycling in set locations. Contact your management office to determine the nearest location to dispose of garbage and recycling properly. If your complex does not offer recycling, contact the City of Gainesville's Solid Waste Division Office of Recycling (352) 334-2330.

ELECTRONICS WASTE

If you live inside the city limits of Gainesville and have residential curbside service, electronics can be scheduled for pickup by calling (352) 334-2330. Alachua County's Transfer Station Hazardous Waste Facility will dispose and recycle electronics free of charge. Visit their website for location, hours and a detailed list of accepted items: alachuacounty.us/Depts/EPD/hwc/Pages/HazardousWasteCollection.aspx.

MISCELLANEOUS ITEMS

If you aren't sure what to do with it, go to the City of Gainesville website: cityofgainesville.org/publicworks/programsandservices/recycling.aspx and download the City of Gainesville's A-Z Recycling Source. This guide includes where to donate or recycle almost any unwanted item.



OCL ADVICE

Attention Rental Houses: for garbage that doesn't fit in your receptacle use a yellow bag. On garbage days place yellow bags next to your regular receptacle for pick-up. Yellow bags are available at Publix.



City Codes & Policies

CITY CODES AND STATE STATUTES

There are city codes and state laws all residents must abide by, including regulations on noise, alcohol, parking, etc. For city codes, go to the City of Gainesville website cityofgainesville.org and click on Government Information.

For state statutes, see leg.state.fl.us/statutes. Below are the most common codes and state statutes pertinent to student life at UF.

NOISE

Noise disturbance is any sound which:

- Disturbs a reasonable person of normal sensitivities
- Exceeds the sound level units set forth in the ordinance
- Is plainly audible as any noise or sound that can be clearly heard by a person using his/her faculties at a distance of 200 feet or more from the real property line of the source of the sound or noise.

Basically, if your house is the source of a noise that can be heard from more than 200 feet away, you are in violation of the city noise ordinance. Open House Party states parties that are too large, loud and provide

OCL ADVICE

If a friend is in need of medical attention due to serious intoxication, bring them to the hospital. You cannot be punished for the simple act of taking a friend to the hospital. Your friend's safety is the most important thing!

alcohol to people under 21 violate this state statute. If you are the host, you can be arrested.

ALCOHOL

UF and the City of Gainesville are committed to enforcing the laws and ordinances regarding alcohol use and underage drinking. The legal drinking age is 21. Anyone younger than 21 caught drinking, either on or off-campus, can face fines and possible arrest. Consequences may also include possible ramifications from the University.

DISORDERLY CONDUCT

This includes promoting or provoking a disturbance, brawl, assault or nuisance. Fighting words, unlawful congregation that hinders pedestrian or vehicular traffic, resisting or hindering the performance of duties by a police officer or city official, or damaging or

destroying personal or private property are violations of this ordinance.


OCCUPANCY

No more than three unrelated people can live in a rental house. For example, four people can live in a house together as long as at least two people are related. Four individual friends cannot live in a house together even if there are four or more bedrooms.

PARKING

In Gainesville's residential areas, passenger vehicles are permitted to be parked on approved driveways or designated city street parking with a decal. Parking in the front yard of a residence, other than on an approved surface, is not allowed.

Contact the City of Gainesville Code Enforcement at (352) 334-5030 for more information.



Get Involved

Make the most of your time at UF. Being a student at UF provides you access to many opportunities and resources. Take advantage of these free resources. Below is a list of on-campus services and resources:

ACADEMIC ADVISING CENTER (AAC)

ufadvising.ufl.edu

AAC staff can help you with questions about your major and minor, course tracking requirements and much more.

CAREER CONNECTIONS CENTER (CCC)

career.ufl.edu

The C-3 provides services to help you figure out your career aspirations and prepare you for the job hunt. Services include: resume critiques, mock interviews, internship fairs, a Fall and Spring Career Showcase and much more.

BROWN CENTER FOR LEADERSHIP & SERVICE (BCLS)

leadershipandservice.ufl.edu

BCLS provides the structure and resources to help prepare students to become productive citizens and assume roles of leadership and service in a culturally diverse and increasingly complex society.

BCLS fosters lifelong service and civic participation by engaging the University and the greater community in action, change and learning. Organizations include Florida Alternative Breaks (FAB) and LeaderShape.

Check out OCL's social media pages for what's going on in Gainesville. @UFOffCampusLife.



STUDENT ACTIVITIES & INVOLVEMENT (SAI)

studentinvolvement.ufl.edu

SAI houses and supervises more than 1,000 campus student organizations.

Go to the 3rd level of the Reitz Union or check out their website to find an organization that interests you.

COUNSELING & WELLNESS CENTER

counseling.ufl.edu

The Counseling and Wellness Center provides counseling and support groups and improve students' quality of life. Support groups include categories such as eating disorders, anger management, relationship counseling, etc.

GATOR NIGHTS

studentinvolvement.ufl.edu/join-us/gatornights

Enjoy free movies, activities, giveaways and midnight munchies on Friday nights from 8:00 p.m. to 1:30 a.m. on campus at the J. Wayne Reitz Union.

GATORWELL HEALTH PROMOTION SERVICES

gatorwell.ufsa.ufl.edu

GatorWell's mission is to help create and promote a healthy campus community by providing individual and group educational sessions, campus outreach activities and to work on changing policies. They provide

services for alcohol, tobacco and drug use, eating disorders, nutrition, sexual health, stress reduction, time management and sleep.

FLORIDA GATORS

floridagators.com

The Florida Gators website has everything you want to know about your favorite Gator sports teams, schedules and ticket information.

ON OR OFF-CAMPUS JOBS

jobs.ufl.edu

Students can search online for part-time positions at UF. Federal Work-Study positions are offered as well as non needs-based jobs and Veteran's Affairs Work-Study. For more information, students should visit the Student Employment Office in S-107 Criser Hall. For off-campus jobs, students can visit the Career Connections Center for tips and resume review.

SUSTAINABLE UF

sustainable.ufl.edu

Students are the heart of the sustainability movement at UF! There are many ways to get involved, from volunteering on campus and in the community, to pursuing sustainability in your studies or becoming a member of a related student organization. Students can get involved in university-wide efforts by helping collect recyclables with the TailGator Game Day Recycling Green Team, interacting with students at the Sustainability Hut, or they can pursue sustainable change at the department level by joining their college or department's Green Team.



"GETTING INVOLVED HAS GIVEN ME SEVERAL GREAT EXPERIENCES AS WELL AS THE OPPORTUNITY TO LEARN MORE ABOUT MYSELF AND MY PASSIONS." —NATHALIE PEREZ



STUDENT HEALTH CARE CENTER (SHCC)

shcc.ufl.edu

The SHCC offers general medical care and pharmacy/laboratory/radiology services, as well as allergy shots, nutrition counseling, physical therapy, sports medicine and women's health. Health insurance is accepted.

STUDENT LEGAL SERVICES

studentlegalservices.ufl.edu

UF students are eligible for free legal services including, but not limited to, advice, consultation, drafting of letters and legal documents and review and interpretation of legal documents. Notary services are also available.

STUDENT RECREATIONAL SPORTS

recsports.ufl.edu

RecSports at UF has three workout facilities, an indoor track, 32 tennis courts, nine sand volleyball courts, seven basketball courts, six racquetball/handball courts, three volleyball courts, a skate park and a roller-hockey rink.

They provide personal training, physical assessments, intramural sports, sports clubs, nutritionists, group fitness classes and the Center for Outdoor Recreation and Education (CORE). Free sports equipment is available for checkout. Opportunities for student employment are available, as well.

WHAT TO DO FOR FUN IN GAINESVILLE

cityofgainesville.org

Gainesville is a great city. It is known for being a tree city and has some wonderful state and city parks. Gainesville also has a vibrant arts community with local artists and annual art festivals. To find out more about local state parks visit floridastateparks.org. To find out more about the arts visit gvlculturalaffairs.org and visitgainesville.com. There are lots of things to do in Gainesville. See pages 44-45 for a City of Gainesville map with a list of local attractions. Many of the local businesses including restaurants, auto mechanics and theaters provide student discounts, just ask.

Off Campus Ambassadors

MISSION The Off Campus Ambassador (OCA) mission is to connect students to the on and off-campus community by promoting inclusivity, leadership and involvement.

ALL FOR THE GATORS

The Off Campus Ambassador Program, is sponsored by Off Campus Life. Their purpose is to be liaisons between on and off-campus students and the resources that OCL offers throughout the year. The OCAs attend events on behalf of OCL to bring awareness to issues such as transportation, safety and pet ownership to students that may be living off-campus or looking to move into the surrounding area.

Each year, the OCAs host a retreat for their members, plan events within their committees and recruit new students to join the organization. The OCAs pledge to provide service to the community throughout the year. The Off Campus Ambassadors group creates an inviting environment to develop as leaders and connect students to several offices and resources across Gainesville.

TO APPLY TO BE AN OCA, VISIT offcampus.ufl.edu



“BEING AN OFF CAMPUS AMBASSADOR HAS HELPED ME TO CREATE A HOME FOR MYSELF AND OTHER STUDENTS IN OUR COMMUNITY. I AM LUCKY TO HAVE FOUND SUCH A WELCOMING, FRIENDLY GROUP OF PEOPLE MY FIRST YEAR! JOIN OCA FOR AN ALL-AROUND ENJOYABLE EXPERIENCE.”
—ALE NOSSA





Ale Nosse

My favorite thing about Gainesville is definitely the community. I have lived in Gainesville for 15 years and each year, I watch grass fields turn into shopping malls and buildings. Watching my little town grow makes me appreciate the people even more. Everyone is helpful and supportive creating a cohesive community. The permanent residents here take care of the students and in turn, the students help our community prosper. I appreciate UF students for all the support it gives my little town and I love the people that have made Gainesville my home. Also, shoutout to my favorite food places: Daybreak, Bangkok Square, Daily Green, Cilantro Tacos, and Sweetberries.

Off Campus Ambassadors is a platform that allows me to spread my love for Gainesville. I love being an ambassador because I am able to spread information about Gainesville and also learn more about different opportunities. Whether that's participating in Discover Gainesville events, trying out new food places or learning the ins-and-outs of signing apartment leases, it's always a great time. This organization has helped me with professional development, communication skills and marketing strategies. Nora has been a great mentor and made my four years of Undergraduate unforgettable! Thank you to all who made this experience so special and hard to leave.



Isabelle Lawrence


I love Gainesville because for such a small town, it is jam-packed with energy and opportunity. Being able to experience the wonders of this city for the last few years has been amazing, from the nature to the entertainment, there is always something to do or see. I love being an OCA, because it allowed me to explore more Gainesville, and be apart of an organization that helps others do the same. I also love being an OCA because connecting with new students and being the liaison between the Off Campus office and the student body has been an extremely rewarding experience as we have direct influence on students' experience in Gainesville.

Discover Gainesville

Would you like to explore local Gainesville hotspots on and off-campus each month for free? OCL sponsors several events throughout the year to help UF students to be successful living off-campus. **The Discover Gainesville event series gives students a chance to experience new venues, food and culture around town guided by local experts at no cost. OCL will pay for all tickets and admission costs, and provide transportation to certain events.** Some past events include attending Corks and Colors, Karaoke, a Florida Gymnastics meet, a Gainesville Roller Rebels Derby Bout, performances at the Hippodrome State Theatre, Santa Fe College Teaching Zoo and Planetarium and Paynes Prairie. For more information, visit offcampus.ufl.edu/events.



Downtown Yoga



Flip Factory Zone



Baseball Game




Corks & Colors



Santa Fe Teaching Zoo



Micanopy Fall Festival



Downtown Yoga



“DISCOVER GAINESVILLE EVENTS ARE DEFINITELY A MUST! THERE ARE SO MANY OPPORTUNITIES FOR STUDENTS TO GET INVOLVED WITH THROUGHOUT OUR COMMUNITY. THESE EVENTS RANGE FROM WATCHING A PLAY TO USING YOUR ARTISTIC SKILLS. I AM A GAINESVILLE NATIVE AND STILL LEARN ABOUT EVENTS GOING ON IN OUR COMMUNITY THROUGH THESE EVENTS!”
—ALE NOSSA



Flip Factory Zone

LOOKING TO DISCOVER GAINESVILLE ON YOUR OWN?

Below are the top 20 Gainesville things OCL recommends you do before you graduate.

1. Watch a football game at the **Swamp**
2. Bike the **Gainesville Hawthorne Trail**
3. Eat at **Satchel's Pizza**
4. Volunteer—visit the **UF Brown Center for Leadership and Service** for service projects
5. Go sailing at **Lake Wauburg**
6. See a show at the **Hippodrome Theatre**
7. Shop at the **Haile Farmers Market**
8. Register to **vote** locally and vote for local and national elections
9. Take an adventure trip with **TRiP**
10. Visit the **Butterfly Rainforest**
11. Try a group fitness class at **Southwest Rec Center**
12. Attend the **Downtown Arts Festival**
13. Check out the **Santa Fe College Zoo & Planetarium**
14. Apply to be on a **City of Gainesville board** – many city boards have student seats
15. Walk the stairs and trail at **Devil's Millhopper State Park**
16. Take a class through the **Reitz Union's Leisure Courses**
17. Visit the **Harn Museum** or the **Florida Museum of Natural History**
18. Hike at **Paynes Prairie**
19. See the bats fly out at sundown at the **UF Bat House**
20. Buy a book at the **Friends of the Library Book Sale**

City of Gainesville Map

FOOD

SHOPPING

ENTERTAINMENT

OUTDOOR
ACTIVITIES

INDOOR
ACTIVITIES

CITY & COUNTY
OFFICES

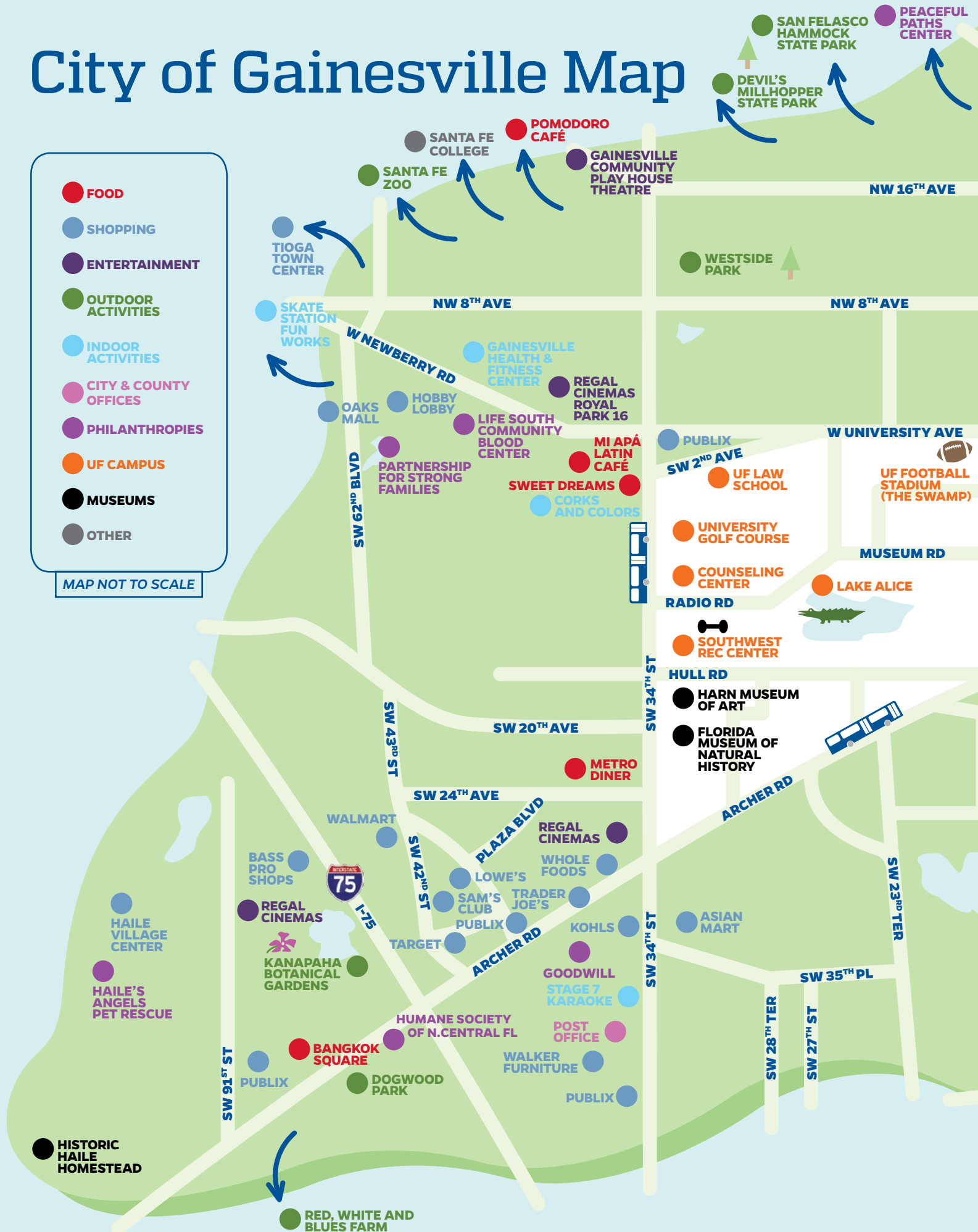
PHILANTHROPIES

UF CAMPUS

MUSEUMS

OTHER

MAP NOT TO SCALE





Food

NUTRITION

You are what you eat. When you think about it enough, that's a pretty empowering (or scary) thought. If you haven't already, try your hand at cooking. Cooking saves money and gives you total control of the ingredients you put into your body. Check out recipes for beginner to expert student cooks at allrecipes.com, cookinglight.com, and the Better Homes and Gardens website has great recipes bhg.com/recipes among thousands of others!

UF has great nutrition resources including several nutritionists on campus. The SHCC has a nutritionist; visit their website to set up an appointment: shcc.ufl.edu. UF RecSports also provides Nutrition Services; visit recsports.ufl.edu/fitness/

[nutrition-services](#). GatorWell also provides healthy living presentations and resources at gatorwell.ufsa.ufl.edu.


SUSTAINABLE SHOPPING

When shopping, bring reusable shopping bags for your groceries and shop for products with less packaging. Recycle produce trays and egg cartons at Publix.

FOOD ASSISTANCE

If you need help paying for your food, food stamps are available for qualified students at myflfamilies.com. You will need to visit the local Office for Family and Children Services to set up an appointment to complete the application. Take ownership of your health and empower yourself through the food choices you make.

UF also has its own food pantry, Hitchcock Field and Fork, that students can take advantage of. Go to pantry.fieldandfork.ufl.edu.



UF Gator Dining



OCL ADVICE Gator Dining Services is foam and plastic bag free. They offer reusable to-go boxes at their dining halls and \$0.25 cents off coffee purchases with reusable cups. Gator Dining also sells a 32 oz. reusable cup that includes your first fountain beverage. You can present this cup at locations where fountain drinks are sold and receive a refill for \$0.99 cents. These cups are sold at most Gator Dining locations.

ACE YOUR APPETITE

Being a student at the University of Florida can be demanding as well as rewarding; that means your meal plan should be effortless and on your schedule. Our convenient, continuous hours, grab & go options and late-night dining are designed with your schedule in mind. With a variety of options across campus, our meal plans offer the flexibility to eat when and where you want.

Gator Dining Services is dedicated to delivering fresh ingredients, a variety of healthy and delicious meal options, and a superior level of service. With over 50 locations across campus, our diverse selection of dining venues provide a comfortable place for you to eat, study, and relax with friends.

We know the struggle of balancing everything and getting a good meal. That's why we offer the best quality and convenience in our dining locations, national brands, and convenience markets.

Want to enjoy the convenience and discount of a meal plan? Commuter Meal Plans offer a block of meals that are redeemable in our dining halls, the Fresh Food Company and Gator Corner Dining Center. We are also renovating and opening up a new residential experience at the Racquet Club in Fall 2021. This new location will be a state-of-the-art hybrid of dining hall dining and retail hospitality.

Commuter Meal Plans also include Flex Bucks which are accepted at all dining locations across campus, including our convenience stores. You may purchase your Commuter Meal Plan with our Financial Aid Award Deferred Payment Program and Commuter Meal Plans are available exclusively to our off-campus students.



ONLY THE BEST

Fresh, sustainable, local, and organic are just a few of the quality indicators you'll find served up every day in our chef-inspired, on-trend menus that always feature vegan, vegetarian, and plant-forward options.



TOOLS TO THRIVE

Our team of culinary and nutrition experts are dedicated to delivering well-balanced nutrition, specialized diet options, and complete menu transparency—because you have enough to worry about.

ALL FOR YOU



Your satisfaction is our highest priority. Through creating a student-focused culture personalized with special events, tastings, themed menus, and cooking demos, we foster a connected campus community.

MEAL SWIPES

Meal Swipes are used to get into the all-you-

care-to-eat dining halls and come with **all** meal plans.

MEAL EQUIVALENCY

Meal Equivalency is a \$6.50 exchange swipe at select retail locations. Only certain meal plan members have these swipes with their meal plans.

FLEX BUCKS

The Flex Bucks portion of your meal plan can be used to purchase food at the other dining locations on-campus including Chick-fil-A, Starbucks, Panda Express, and P.O.D. Markets.

DECLINING BALANCE

Declining Balance is money placed on your Gator 1 ID Card which you can use at any of the dining locations and convenience stores on-campus. There is no minimum balance to maintain and the funds roll over every semester until you graduate or transfer from UF. You may purchase your Declining Balance account with our Financial Aid Award Deferred Payment Program.

Gator Dining Services

655 Reitz Union Drive, Room 1010
Monday-Friday 8:00 a.m.-4:30 p.m.
(352) 392-2491
gator dining.com

To Purchase
gator1.ufl.edu



Fun on a Budget

OFF CAMPUS: FREE OR CHEAP

City of Gainesville | cityofgainesville.org

Alachua County Library District | aclib.us

Visit Gainesville | visitgainesville.com

Florida State Parks | floridastateparks.org

Gainesville Parks and Recreation | cityofgainesville.org

Kanapaha Botanical Gardens | kanapaha.org

Florida's Springs | floridasprings.org

The Oaks Mall | theoaksmall.com

Gainesville Chamber of Commerce | gainesvillechamber.com

Kika Silva Pla Planetarium | sfcollege.edu/planetarium

Santa Fe College Teaching Zoo | sfcollege.edu/zoo

The Hippodrome Theater | thehipp.org

Gainesville Raceway | gainesvillraceway.com

The Independent Florida Alligator | alligator.org

The Gainesville Sun | gainesville.com

Farmers Markets | 441market.com
hailefarmersmarket.com
unionstreetfarmersmkt.com

ON CAMPUS: FREE OR CHEAP

There's a lot to do on-campus that is free or at a reduced price for students. You can watch a Gator Football game in the Swamp, see a play at the Phillips Center for Performing Arts or attend Gator Nights at the Reitz Union. Below you will find some resources to help you find something fun, free or not too expensive to do any day or night of the week.

University of Florida | ufl.edu

Gator Times | gatortimes.ufl.edu

UF Virtual Tour | admissions.ufl.edu/visit

Reitz Union | union.ufl.edu

Reitz Union Calendar | orgs.Studentinvolvement.ufl.edu/events

Gator Nights | StudentInvolvement.ufl.edu/join-us/gatornights

Center for Outdoor Recreation and Education (CORE) | recsports.ufl.edu/

Leisure Courses | leisure.union.ufl.edu

Harn Museum of Art | harn.ufl.edu

UF College of the Arts | arts.ufl.edu

Recreational Sports | recsports.ufl.edu

Florida Gators | floridagators.com

UF Observatory | astro.ufl.edu

UF Libraries | uflib.ufl.edu

Florida Museum of Natural History | floridamuseum.ufl.edu

Butterfly Rainforest | floridamuseum.ufl.edu/exhibits/butterfly-rainforest/

UF Performing Arts | performingarts.ufl.edu

Stephen C. O'Connell Center | oconnellcenter.ufl.edu

Lake Wauburg | recsports.ufl.edu/locations/lake-wauburg



"THERE ARE PLENTY OF FUN AND FREE THINGS TO DO IN GAINESVILLE. MY BEST TIP: CHECK FACEBOOK FOR LOCAL EVENTS. YOU'LL FIND TONS OF EVENTS, AND IF NOTHING SPEAKS TO YOU, THERE'S ALWAYS LAKE WAUBURG!"
— JACKIE HART

OCL ADVICE

Learn more about the city by getting involved. The City of Gainesville website has great information about upcoming events and local boards that citizens can serve on. Visit the City of Gainesville website for more details at cityofgainesville.org

Resources

RESOURCES ON-CAMPUS

ACADEMIC/SUPPORT SERVICES

Off Campus Life
(352) 392-1207
offcampus.ufl.edu

Division of Student Affairs
(352) 392-1265
ufsa.ufl.edu

Dean of Students Office
(352) 392-1261
dso.ufl.edu

Student Legal Services
(352) 392-LAWS (5297)
studentlegalservices.ufl.edu

Disability Resources Center
(352) 392-8565
disability.ufl.edu

Student Conduct and Conflict Resolution
(352) 392-1261 ext. 207
sccr.dso.ufl.edu

Sorority and Fraternity Affairs
(352) 846-3171
greeks.ufl.edu

Brown Center for Leadership and Service
(352) 392-1671
leadershipandservice.ufl.edu

New Student and Family Programs
(352) 392-8396
orientation.dso.ufl.edu

Multicultural and Diversity Affairs
(352) 294-7850
multicultural.ufl.edu

LGBTQ+ Affairs
(352) 294-7851
lgbtq.multicultural.ufl.edu

Black Affairs
(352) 294-7854
blackaffairs.multicultural.ufl.edu

Hispanic-Latin Affairs
(352) 294-7857
hispaniclatinoaffairs.multicultural.ufl.edu

Asian Pacific Islander Desi Affairs
(352) 294-7852
apia.multicultural.ufl.edu

Office of the Ombuds
(352) 392-1308
ombuds.ufl.edu

UF Bookstore
(352) 392-0194
bkstr.com/floridastore/home

Career Connections Center
(352) 392-1601
career.ufl.edu

Student Financial Aid & Scholarships
(352) 392-1275
sfa.ufl.edu

University Bursar
(352) 392-0181
fa.ufl.edu/departments/bursar

University Registrar
(352) 392-1374
registrar.ufl.edu

Office of Sustainability
(352) 392-7578
sustainable.ufl.edu

UF Computing Help Desk
(352) 392-HELP (4357)
helpdesk.ufl.edu

UF Graduate School
(352) 392-6622
graduateschool.ufl.edu

Teaching Center (Tutoring/Testing)
(352) 392-2010
teachingcenter.ufl.edu

HEALTH/COUNSELING

Counseling and Wellness Center
(352) 392-1575
counseling.ufl.edu

Student Health Care Center
(352) 392-1161
shcc.ufl.edu

GatorWell Health Promotion Services
(352) 273-4450
gatorwell.ufsa.ufl.edu

ATHLETICS

University Athletic Association
(352) 375-4683
floridagators.com

Gator Ticket Office
(352) 375-4683
floridagators.com

Florida Gators
floridagators.com

INVOLVEMENT

Student Activities & Involvement
(352) 392-1671
studentinvolvement.ufl.edu

Student Government
(352) 392-1665
sg.ufl.edu

Recreational Sports
(352) 846-1081
recsports.ufl.edu

UF Sport Clubs
(352) 846-1081
recsports.ufl.edu/sports/sport-clubs

Center for Outdoor Recreation and Education (CORE)
(352) 294-1040
recsports.ufl.edu/locations/center-for-outdoor-recreation-and-education-core

Reitz Union
(352) 392-1649
union.ufl.edu

UF Performing Arts
(352) 392-1900
performingarts.ufl.edu

LAW ENFORCEMENT/SAFETY

University of Florida Police Department
(352) 392-1111
<http://police.ufl.edu>

Victim Services
(352) 392-5648
<http://police.ufl.edu/about/divisions/office-of-victim-services>

SNAP (Student Nighttime Auxiliary Patrol)
(352) 392-SNAP (7627)
taps.ufl.edu/alternative-transportation/snap

Rape Aggression Defense Program (RAD)
(352) 392-1409
www.police.ufl.edu/programs/classes/rape-aggression-defense/

Resources

TRANSPORTATION/PARKING

Transportation and Parking Services
(352) 392-7275 (PARK)
taps.ufl.edu

Gator Lift
(352) 494-2305
taps.ufl.edu/alternative-transportation/gator-lift

RTS - Regional Transit System (Bus service)
(352) 334-2600
go-rt.com

RTS - Later Gator Service
(352) 334-2600
go-rt.com

RESOURCES OFF-CAMPUS

CITY OF GAINESVILLE

City of Gainesville
(352) 334-5000
cityofgainesville.org

City of Gainesville Commission
(352) 339-5016
cityofgainesville.org/citycommission.aspx

Code Enforcement Office
(352) 334-5030
cityofgainesville.org/codeenforcement.aspx

Landlord Licensing
(352) 334-5030
cityofgainesville.org/codeenforcement/landlordinformation.aspx

Gainesville Fire Rescue
(352) 334-5078
[cityofgainesville.org/GainesvilleFireRescue\(GFR\).aspx](http://cityofgainesville.org/GainesvilleFireRescue(GFR).aspx)

Gainesville Area Chamber of Commerce
(352) 334-7100
gainesvillechamber.com

City Public Works
(352) 334-5070
cityofgainesville.org/publicworks.aspx

Division of Cultural Affairs
(352) 339-5067
cityofgainesville.org/ParksRecreationCulturalAffairs/ArtsCulture

ALACHUA COUNTY

Alachua County Commission
(352) 264-6900
alachuacounty.us

Alachua County Animal Services
(352) 264-6870
alachuacounty.us

Alachua County Crisis Center
(352) 264-6789
alachuacounty.us

Rumor Control
(352) 264-6557
alachuacounty.us

Alachua County Waste Collection
(352) 338-3233
alachuacounty.us

Florida Department of Health, Alachua County
(352) 334-7900
alachua.floridahealth.gov

Florida Poison Control
1-800-222-1222
floridapoisoncontrol.org

Alachua County Library District
(352) 334-3900
aclib.us

Alachua County Public Schools
(352) 955-7300
sbac.edu

Alachua Co. Supervisor of Elections
(352) 374-5252
votealachua.com

Visit Gainesville
(352) 374-5260
visitgainesville.com

LAW ENFORCEMENT

Gainesville Police Department
(352) 955-1818
gainesvillepd.org

GPD - Party Patrol
(352) 955-1818
gainesvillepd.org

Alachua County Sheriff's Office
(352) 955-1818
acso.us

University of Florida Police Department
(352) 392-1111
police.ufl.edu

Florida Highway Patrol
(352) 955-1960 or on your cell *FHP
flhsmv.gov/contact-us/

UTILITIES: POWER + CABLE + INTERNET

GRU - Gainesville Regional Utilities
1-800-818-3436
gru.com

Cox Communications
1-888-269-9693
cox.com

STATE OF FLORIDA

The State of Florida
1-866-693-6748
myflorida.com

Florida State Parks
(850) 245-2157
floridastateparks.org

Driver's License Office
(352) 374-5236
dmvflorida.org/dmv-offices/cities/gainesville

Florida Tax/Collector's Office
(352) 374-5236
alachuacollector.com

United States Postal Service
1-800-275-8777
usps.com

NEWSPAPER/MEDIA

The Gainesville Sun
(352) 378-1411
gainesville.com

The Independent Florida Alligator
(352) 376-4446
alligator.org

HEALTH CARE

UF Health
(352) 733-0111
ufhealth.org

North Florida Regional Medical Center
(352) 333-4000
nfrmc.com

COME GET SOCIAL WITH US!



FOLLOW US ON INSTAGRAM
@UOFFCAMPUSLIFE



LIKE US ON FACEBOOK
UF OFF CAMPUS LIFE



FOLLOW US ON TWITTER
@UOFFCAMPUSLIFE



FOLLOW US ON PINTEREST
@UOFFCAMPUSLIFE



**OFF
CAMPUS
LIFE**

University of Florida
Division of Student Affairs



Now Leasing

FOR FALL 2021!

2021 UPGRADES:

Upgraded flooring in standard units | New front door locks | Upgraded exterior lighting
Fresh landscaping | New pool furniture | Clubhouse and amenities remodel & more!

your APARTMENT

- Resort-style pool with waterfall
- 24-hour fitness center
- 24-hour computer lounge
- Free coffee bar & snacks
- Basketball court
- Sand volleyball court
- Gated community
- Convenient bus route access
- Monthly resident events
- Free parking
- Pet friendly

your COMMUNITY

- Quartz countertops*
- Wood-style plank flooring*
- Furnished with premium furniture*
- 6-inch quiet walls
- Free Wi-Fi & cable
- Full size washer & dryer
- Modern appliance package
- Private bathrooms in every bedroom
- Ceiling fans
- Screened-in patios
- *Select units

SECURE YOUR SPACE *today!*
RATES AS LOW AS \$430*

CampusLodgeGainesville.com | 352.325.7046

2800 SW Williston Rd | Gainesville, FL 32608

*Restrictions apply



YOUR PERSONAL *paradise*

**SUPERIOR STUDENT HOUSING
LOCATED IN GAINESVILLE, FL**

We are West 20 - Designed to be your best college living experience for all 4 years! The community we've built here is perfect for mingling with friends, studying hard for an exam, and living your best life.



APARTMENT FEATURES

- 1 to 4 Bedroom Apartments
- Single Bedrooms, Private Bathrooms
- Fully Furnished
- New Hardwood-Style Floors
- In-unit Laundry
- Full Kitchen with Dishwasher & Microwave
- Upgraded Appliances
- Internet & Water Included
- Balconies & Patios
- Individual Contracts & Roommate Matching

COMMUNITY FEATURES

- All-new 24-hour Fitness Center
- Resort-style Swimming Pool with Hot Tub
- Basketball & Sand Volleyball Courts
- Outdoor Grilling Area
- Renovated Clubhouse with Game Room
- Computer Café & Study Space
- Gated Community
- Pet-friendly with No Monthly Pet Rent
- Plenty of Free Parking
- Bus Service to UF Campus: 4-Minute Ride



352-415-4900 | west-20.com

f @ @West20UF

3527 SW 20th Ave. Gainesville, FL
32607 |

Preiss

RATES AS
LOW AS

\$499

CABANA BEACH



CALL OR VISIT US TODAY
TO FIND OUT HOW YOU
CAN GET \$50 OFF YOUR
MONTHLY RENT!



(352) 335-2000

1601 SW 51ST TERRACE
GAINESVILLE, FL 32607

CBGAINESVILLE.COM

[f](#) [t](#) [i](#) [@CBGAINESVILLE](#)

YOUR AD HERE



**OFF
CAMPUS
LIFE**

University of Florida
Division of Student Affairs

**THIS COULD BE YOUR AD IN THE 2022-2023
GATOR GUIDE TO OFF CAMPUS LIFE!**

To learn more about this essential UF advertising opportunity
email [Nora Kilroy nkilroy@ufsa.ufl.edu](mailto:Nora.Kilroy@ufsa.ufl.edu) or call the OCL office at
(352) 392-1207. OCL wants to help your business to connect
with UF students.

Brand New Luxury Living

CAMPUS CIRCLE

1742 SW 38TH Ter Gainesville, FL 32607



1-, 2-, AND 4- BEDROOM FLOORPLANS

24-Hour Fitness Center
Study lounge with free printing
Saltwater pool with sun deck
Huge poolside jumbotron
Gated buildings

Fully furnished
Private bedrooms and bathrooms
Stainless steel appliances
Wi-Fi and cable included
In-home washer and dryer
Pet friendly

TOUR TODAY!
COME IN OR CALL NOW!
352.388.5400



Just an 8 minute walk
TO CAMPUS

EARLY
MOVE-INS
AVAILABLE!



LUXURY, ALL-INCLUSIVE DORMS WITH
• PRIVATE BEDROOMS & BATHROOMS •

Buckle Up and Secure Your Spot!

AERO

ON TWENTY FOURTH

1, 2, AND 4 BEDROOM APARTMENTS



NOW BOARDING FOR FALL 2021

Elevate Your Experience.

Interior Features

- Fully Furnished
- Spacious Floorplans with 9-foot Ceilings
- A private bathroom for every bedroom
- Luxe kitchens with quartz-surface countertops, stainless-steel Energy Star appliances, designer lighting, and upgraded plumbing fixtures
- Wood-like flooring in the living room
- Electronic front-door entry and bedroom locks
- Lightning-fast, in-home and community-wide WiFi
- Premium cable package
- Washer and dryer in all residences
- Water, sewer, and trash included

Property Amenities

- Resort-style pool with cabanas, poolside tanning deck, outdoor kitchen with grill, and social space
- 9,000 square-foot clubhouse with an array of modern amenities
- Clubroom with coffee bar and social space
- Yoga and pilates studio
- Academic lounge with both individual and group study spaces, alongside a cyber cafe of Macs and P.C. computers with free printing
- Wellbeats™ on-demand fitness center, featuring hundreds of virtual fitness classes
- Elevators in every building
- 24-hour state-of-the-art fitness facility with cardio and fitness theater for FitnessOnDemand™
- Gaming center with old-school arcade games
- Conveniently located moments from Butler Plaza

Bring This In For A Prize!

aeroon24th.com | [@AeroOn24th](https://www.instagram.com/AeroOn24th) | 352-554-5115 | 3658 SW 24th Ave. Gainesville, FL 32607





WHAT'S GOOD.

Find Events, Attractions &

Get the official event guide
of the Gator Nation at
WhatsGoodGNV.com.

Updated Weekly!

Text **WhatsGood** to 22828

SWEETWATER WETLANDS PARK PHOTO BY WESLEY HETRICK
TOM PETTY BIRTHDAY BASH PHOTO COURTESY OF JASON AND SARAH HEDGES



Visit
GAINESVILLE

Alachua County, FL

Where Nature & Culture Meet

(352) 374-5260 | 33 N Main St., Gainesville, FL 32601

