



UF

# Gator GUIDE

TO OFF CAMPUS LIFE

2024 - 2025

UF

OFF CAMPUS LIFE

STUDENT LIFE | UNIVERSITY OF FLORIDA



Going to be at UF for 3+ years?  
**BUY A CONDO INSTEAD OF RENTING!**

[www.UFcondos.com](http://www.UFcondos.com)



For info on all condos  
for sale near UF and  
Shands, visit  
[www.UFcondos.com](http://www.UFcondos.com)

UNIVERSITY REALTY • MATT PRICE • 352-281-3551

The Gator Guide to Off Campus Life is published by the office of Off Campus Life, which is part of the University of Florida Division of Student Life.

The mission, vision, and values of the Division of Student Life are an extension of the University of Florida's. We view ourselves as partners in pursuit of institutional goals and objectives.

**DIVISION OF STUDENT LIFE'S MISSION**

The University of Florida Division of Student Life champions meaningful experiences that foster community connection, career design and lifelong wellbeing.

**STUDENT LIFE'S VISION**

Every Gator is prepared for lifelong success through an individualized, excellent student experience.



LOCATION: SACHEL'S PIZZA  
COVER PHOTO: Sky Augusta

# Welcome!



**NORA KILROY**  
Director of Off Campus Life



**ELERY OSTERTAG**  
Coordinator of Off Campus Life

Welcome to the University of Florida and the City of Gainesville. Living off campus is an exciting opportunity. The Gator Guide has been created to help you have a smooth transition to living in Gainesville and to help you better understand your rights and responsibilities as a member of the greater Gainesville community.

Off Campus Life is here to help answer your questions. Please see below for ways to connect with Off Campus Life.

## Welcome to Gainesville and Go Gators!

## CONNECT WITH OFF CAMPUS LIFE

**WEBSITE:** [offcampus.ufl.edu](http://offcampus.ufl.edu)

**EMAIL:** [oclcontacts@ufsa.ufl.edu](mailto:oclcontacts@ufsa.ufl.edu)

**HOURS:** Monday through Friday 8 a.m. to 5 p.m.

**PHONE:** 352-392-1207

**LOCATION:** The Off Campus Life office is located inside of the UF Housing and Residence Life Office at 1304 Diamond Road (located on the corner of 13th St. and Museum Road.)



## CONTENTS

- 05 Welcome
- 06 Off Campus Life

### Live.

- 08 Rental Information
- 10 Apartment Tour Questions
- 12 Subleases
- 13 Student Legal Services
- 15 Roommates
- 20 Moving Out

### Learn.

- 23 Safety
- 26 Transportation
- 28 Power
- 30 Waste & Recycling

### Lead.

- 33 Get Involved

### Discover.

- 35 Discover Gainesville
- 36 City of Gainesville Map
- 38 Food
- 40 Gainesville Fun
- 41 Resources



Learn everything there is to know about renting in Gainesville; weigh average rental costs, identify lease types, and discover transportation options from those properties.



Get involved: UF and the City of Gainesville have opportunities for you to connect with others and explore opportunities in your community.



Check out all that the City of Gainesville has to offer. Explore restaurants, shopping, city offices, and fun activities to do on the weekends.

# UF OFF CAMPUS LIFE

## MISSION

Off Campus Life fosters connections between the UF and Gainesville communities by assisting students with their transition to Gainesville, advocating for a positive living experience, and helping students engage in local opportunities.

## VISION

For every student to have the knowledge and experiences to be a great Gator neighbor wherever they live.

## VALUES

Advocacy, Education, Discovery, Community

## PROGRAMS & SERVICES

### OFF-CAMPUS HOUSING LOCATOR

This service is a free, online resource to help you find apartments, subleases, or search for roommates in Gainesville.

Visit [housing.offcampus.ufl.edu](https://housing.offcampus.ufl.edu) to utilize this free service.

### INDIVIDUAL MEETINGS

Off Campus Life provides individual meetings to help students find off-campus housing and to assist students with off-campus concerns. Visit [offcampus.ufl.edu/appointment](https://offcampus.ufl.edu/appointment) to schedule an appointment.

### MONTHLY NEWSLETTER

Off Campus Life sends a monthly e-newsletter with tips, topics, and news that impacts students living off campus. Visit the OCL website: [offcampus.ufl.edu](https://offcampus.ufl.edu) to subscribe.

### DISCOVER GAINESVILLE

Explore local Gainesville hotspots on and off campus each month for free with Off Campus Life's event series, Discover Gainesville.

OCL organizes and pays for each event to help students experience new venues, food, and culture.

### OFF CAMPUS AMBASSADORS

This is a student organization sponsored by Off Campus Life. The purpose of the Off Campus Ambassadors is to create a connection between UF students and the Gainesville community, while educating them on issues that impact off campus students.



## FOLLOW US



@UOFFCAMPUSLIFE

# Live



# Rental INFORMATION

Living off campus can be satisfying, rewarding, and can add to a student's educational experience. Before choosing a residence, you must consider what needs and preferences you have for not only the cost of living and rent, but also the distance from campus, length of lease, roommates, and safety, to name a few.

Off Campus Life recommends you take your time when looking for off-campus housing. There are more apartments, condos, and houses for rent in Gainesville than students to fill them. So, take your time, shop around, and sign a lease when you are ready. Off Campus Life is here to help you with your search, and we recommend following the steps below to assist you with your housing search.

## 2024-2025 AVERAGE RENTAL APARTMENT COSTS

DISTANCE FROM CAMPUS: 2 MILES OR LESS		SIZE	COST	DISTANCE FROM CAMPUS: 3 MILES OR MORE	
		6 BR / 6 Bath	\$1,034		5 BR / 5 Bath
		5 BR / 5 Bath	\$968		4 BR / 4 Bath
		4 BR / 4 Bath	\$970		3 BR / 3 Bath
		3 BR / 3 Bath	\$975		2 BR / 2 Bath
		2 BR / 2 Bath	\$1,105		1 BR / 1 Bath
		1 BR / 1 Bath	\$1,663		Application Fee
		Studio	\$1,457		Deposit with Guarantor
		Application Fee	\$104		Deposit without Guarantor
		Deposit with Guarantor	\$121		Monthly Pet Fee
		Deposit without Guarantor	\$2,157		Pet Deposit
		Monthly Pet Fee	\$29		Short Term Lease Fee
		Pet Deposit	\$295		Parking Fee - Cars
		Short Term Lease Fee	\$108		Parking Fee - Scooters
		Parking Fee - Cars	\$183		Renters Insurance
		Parking Fee - Scooters	\$41		
		Renters Insurance	\$14		

### STEP 1: DON'T RUSH


Gainesville is a renter's market, so take your time and enjoy the search. It can be an exciting experience to choose your future home!

### STEP 2: BUDGET

Most students typically live in 3 or 4-bedroom apartments with each person having their own bedroom and bathroom. Roommates share the kitchen and living room. These types of complexes allow students to meet other students and share in the cost of off-campus housing. The average cost for a room in a 4-bedroom complex is \$665-\$970 per month.

Most complexes have a cap on utilities. When touring complexes, ask for the cap amount. If you go over the utility cap, the complex will split the difference among the roommates. Some fees associated with signing a lease off campus include application fees, redecoration fees, first and final month's rent, security deposit, pet fees (if applicable), and cost for furniture per month. Factor these extra costs into your budget as well.

Gainesville also has 3-bedroom, 2-bedroom, 1-bedroom, studio apartments, condos, and houses for rent. See the chart on this page for average prices. Keep in mind some of these average costs cover utilities, cable, internet, and furniture, while some do not. When taking a tour ask what's included in the rent.



"Take your time with your search. We have plenty of off-campus housing in Gainesville. Off Campus Life staff are here to help you." - **Nora Kilroy**

### STEP 3: FREE OFF-CAMPUS ONLINE HOUSING LOCATOR SERVICE

Visit OCL's off-campus **Housing Locator** at [housing.offcampus.ufl.edu](https://housing.offcampus.ufl.edu) to search our database for off campus housing.

You can customize your search based on various criteria such as price, location, amenities, number of bedrooms, pet-friendly properties, etc. You can also use the locator to search for subleases, post subleases, and to find roommates.

### STEP 4: TOUR PROPERTIES

Off Campus Life recommends that you **tour at least 5-6** different apartment complexes before you sign a lease off campus. We also advise that you NEVER sign a lease in a complex you have not toured in person.

When taking a tour, check for safety features such as lighting, property upkeep, property amenities, distance to campus, bus stop location, neighborhood features, and supportive property management/landlord. Keep track of your likes and dislikes for each property and refer back when making your final decision.

### STEP 5: LEASES

Once you sign a lease, it is a legally binding agreement and often impossible to break or change. Gainesville has two types of leases: individual and joint.

An **individual lease** allows all roommates to sign their own lease. Under an individual lease, each roommate is responsible for their own rent. If a roommate does not pay their rent, the other roommates will not be held responsible for the rent. The individual lease is the most common lease for 3 or 4 bedroom apartments and is recommended by Off Campus Life.

The other type of lease is the **joint lease**, which is more common in houses and condos for rent. This lease also requires all residents to sign the lease, but under a joint lease, the landlord can hold the other roommates responsible for the cost if a roommate does not pay the rent.

**Some complexes require students to have a guarantor or co-signer for their lease.** The guarantor is typically a family member or friend who is willing to assume the monthly cost for the rent if for any reason you are not able to pay the rent.

Before signing the lease, make sure the move-in date is before classes begin and the move-out date is after finals are over. Visit the UF Registrar website for academic dates at [registrar.ufl.edu](https://registrar.ufl.edu). Off Campus Life suggests you only sign a lease for the length that you need. If you know that you only need or want a 10-month lease, ask the complex to accommodate this need. Most complexes will charge an additional monthly fee for a lease shorter than 12 months, but that cost will likely be less than having to pay for months of rent that you do not need.

Another resource for students at UF is **Student Legal Services**. You can set up an appointment with Student Legal Services to review the leases you are considering before you sign a lease. Visit the Student Legal Services website [studentlegalservices.ufl.edu](https://studentlegalservices.ufl.edu) and click on apply for services. Even if you are not currently taking classes, you can still take advantage of this resource. Just note on your intake form that you are a new student.

### STEP 6: SAFETY

Off Campus Life advises going back to tour a prospective complex or house at night to check for various night safeguards: Is there adequate lighting? Is the security gate working? Do you need to walk through an unlit area to get to the bus or parking lot? How's the complex noise level? For more safety tips, **see pages 23-25**.

A great resource to check before signing a lease is City Protect. The City Protect website allows you to see all the crime that has occurred in certain areas in the past week or month. Go to the **City Protect website** [cityprotect.com](https://cityprotect.com) to search for crime statistics based on address.

### STEP 7: TRANSPORTATION

The #1 mode of transportation for students is the **Regional Transit System (RTS) bus system**. Students pay a transportation fee as part of their tuition. Simply show your Gator 1 ID and you can take the bus anywhere, both on and off campus. More than 90% of students utilize the bus on a daily basis and 90% of apartment complexes are located on the RTS system. To learn more about bus routes and the resources RTS provides, please visit their website [go-rts.com](https://go-rts.com).

If you are interested in driving to campus, you must purchase a decal to park on campus between 7:30 a.m. - 4:30 p.m. After 4:30 p.m. on weekdays, you are able to park on campus in most areas without a decal. Be sure to read the signage for appropriate parking locations and hours.

To purchase a parking decal visit the **Transportation and Parking Services** website [taps.ufl.edu](https://taps.ufl.edu) to complete the online decal form. Decals are connected to your license plate, therefore your decal request is connected digitally to your vehicle.

Also provided by Transportation & Parking Services is UF SNAP. SNAP is a nighttime pick-up and drop-off service available only on the UF campus. To order a SNAP ride download the UF SNAP by Spare app.

Overnight parking on-campus is not available for students living off-campus. For long term storage parking off-campus talk with your property management or landlord or visit the City of Gainesville website [gainesvillefl.gov](https://gainesvillefl.gov) to learn more about garage parking locations and costs.

# Questions TO ASK WHEN TOURING APARTMENTS

It never hurts to ask questions. Below are the top questions you should ask when touring a prospective apartment or rental home before you sign a lease. Visit [offcampus.ufl.edu/tour](http://offcampus.ufl.edu/tour) to print additional copies of this page.

## COST

1. What is the rent cost per month?
2. What is included in the rent? Utilities, water, electric, cable, internet? Is there a cap on utilities, if so how much is the cap?
3. Are the apartments furnished? Is there an additional cost for furniture?
4. Are there any move-in specials?
5. What other costs are necessary to move in? Application fee, deposit?
6. What options do I have to pay my rent? Can I pay with a credit card, check, or other options?
7. Will I need a guarantor? If I have a guarantor, will you waive the deposit? What is the cost if I don't have a guarantor?
8. Will I need to set up my own electric or other services?
9. When is the rent due? Is there a grace period? What are the late fees? When do they take effect?
10. Are pets allowed? Is there an additional deposit or monthly charge?
11. What are the requirements for a full refund of my deposit?

## LEASE

12. What type of lease do you offer? Joint or individual?
13. How long is the lease? Can I get a shorter lease? Is there an additional monthly fee?
14. If I need to, can I sublease or break my lease? Will I need to pay a sublease fee?
15. Can I get a copy of the lease to review prior to signing? (UF Student Legal Services can review your lease before you sign it, for free! [studentlegalservices.ufl.edu](http://studentlegalservices.ufl.edu))

## ROOMMATES & NEIGHBORS

16. Do you provide roommate matching? How do you match roommates? What happens if I don't like my roommate, will you move me? Is there a fee to move? Is it possible that my roommates will be nonstudents?
17. What types of people live in the complex? Undergraduate students, graduate students, nonstudents, or families?

## AMENITIES

18. Where is the nearest bus stop? What routes serve this complex? Do I have to walk through an unlit area to get to the bus? How often do they run?
19. What facilities are offered (pool, gym, study rooms)? What are the hours?
20. Is parking provided? Do I have an assigned spot or do I need to purchase a parking decal? Is there a monthly or yearly cost? Is there guest parking? Do I need a city parking pass?
21. Does the complex organize any community events? If so, what types of events?

## MANAGEMENT

22. How can I report problems with roommates or other tenants? How do you handle roommate and neighbor issues?
23. What types of maintenance issues do you have?
24. How old is the apartment complex or rental house?
25. When was the last time the complex and the unit I'm interested in were remodeled?
26. How do you handle pest control? What are your most common pests? Have you had any issues with bed bugs?
27. Do your maintenance or pest control providers enter apartments without giving notice?
28. How do I fill out a maintenance request?

## SAFETY

29. What type of security features do you provide? Do you have a security officer? If so, what type of support do they provide?
30. Is the community gated? Do you need a code or card to access the gate?
31. What is the most common safety complaint of residents?
32. Do the windows lock? Does the door have a deadbolt? Does the door have a peephole? Do individual resident rooms have a lock? Can I install locks? How can I verify that you've changed the locks between residents?
33. Have you had any crime on the property? If yes, how have you addressed crime that has occurred?

# Rate YOUR APARTMENT

Off Campus Life recommends touring 5-6 properties in person before signing a lease. This self-rating system will help you record the answers to your questions and compare the important factors when making a decision on your next rental apartment or house. To print additional copies of this page, visit: [offcampus.ufl.edu/rateyourapartment](http://offcampus.ufl.edu/rateyourapartment).

APARTMENT NAME(S): \_\_\_\_\_  
( Rating Check List: 1 = Doesn't Meet, 2 = Meets, 3 = Exceeds Expectations )

## COST

RATING: \_\_\_\_\_

- Price per month \_\_\_\_\_
- Deposit cost
  - With guarantor \_\_\_\_\_
  - No guarantor \_\_\_\_\_
- Application fee \_\_\_\_\_
- Pet deposit & monthly pet fee \_\_\_\_\_
- Sublease costs \_\_\_\_\_
- Parking costs \_\_\_\_\_
- Payment options: money order, check, credit card, online payment
- Are you required to have renters insurance?
- What is the cost per month for renters insurance? \_\_\_\_\_

## WHAT'S INCLUDED

RATING: \_\_\_\_\_

- Utilities (water, electric, wastewater, gas)
- Cable
- Internet
- Washer/dryer
- Furniture
- Parking

## LOCATION

RATING: \_\_\_\_\_

- Distance to campus
- Convenient to shopping/work
- Proximity to RTS bus stop

## ACCESSIBILITY

RATING: \_\_\_\_\_

- Elevators
- Wheelchair accessible
- Other \_\_\_\_\_

## AMENITIES

RATING: \_\_\_\_\_

- Gym
- Pool
- Emergency maintenance
- Garbage disposal
- Recycling
- Dishwasher
- Garage
- Concierge/valet garbage pick-up
- Fitness center
- Study area
- Clubhouse
- Wood floors
- Fireplace
- Can you have pets?
- Is there a weight, breed, or type of pet limit?
- Dog park
- Quiet hours

## LEASE

RATING: \_\_\_\_\_

- Joint
- Individual
- All-inclusive (rent includes utilities, cable, internet, furniture)
- Length of lease: \_\_\_\_\_
- Beginning date: \_\_\_\_\_
- End Date: \_\_\_\_\_
- Sublease cost/requirements: \_\_\_\_\_
- Do you need a guarantor?

NOTES: \_\_\_\_\_

\_\_\_\_\_

## TRANSPORTATION/PARKING

RATING: \_\_\_\_\_

- Parking provided
- Cost for parking
- RTS bus service
- What routes & how often do they run
- Bus stop location
- City decal available/cost

## LEASE

RATING: \_\_\_\_\_

- Property well-maintained
- Deadbolts on entrance doors
- Peepholes on entrance doors
- Windows that lock
- Bedroom doors that lock
- Front doors visible from the parking lot or street
- Slide card or key fob locking system on Exterior/hallway doors
- Fire extinguishers in apartment
- Working fire alarms
- Is there a sprinkler system
- Well-maintained landscaping
- Good lighting at night
- Security gate/guard
- Checked crime stats [cityprotect.com](http://cityprotect.com)

## FINAL STEPS

TOTAL: \_\_\_\_\_

- Read the lease
- Bring lease to Student Legal Services to review [studentlegalservices.ufl.edu](http://studentlegalservices.ufl.edu)
- Get a copy of any signed leases or guarantor agreements
- Take your time and don't rush!

# SUBLEASES

## WHAT IS A SUBLEASE?

A sublease is when you take over a lease from another person or find someone to take over your lease. For example, if you have an internship in the spring and you have a 12-month lease, then subleasing to another student will allow you to find someone to replace you in the lease and you will no longer be financially responsible for the remainder of the lease. If you are an international student or will graduate early and need a short-term lease you can sublease an apartment from another student. Below are some tips to follow to help you with this process.

## FINDING SOMEONE TO SUBLEASE YOUR APARTMENT

Off Campus Life provides the Housing Locator [housing.offcampus.ufl.edu](https://offcampus.ufl.edu) where you can post your sublease for rent. To post your sublease listing, click on sign up, click on UF students, create a profile, and follow the steps to post your sublease. This service is **FREE** to all UF students, faculty, and staff, but you need to use your UF (ufl.edu) email to post your listing. It is important to remember that Gainesville has more apartments for rent than people to fill them. Post your listing early and know that listing is not a guarantee that you will find someone to sublease your apartment. Off Campus Life also recommends that you do the following five things to make sure your sublease process goes smoothly.

1. Check with your apartment complex management to ensure it is ok for you to sublease your apartment.
2. Ask the management about the protocol and cost associated with subleasing. Some apartment complexes do charge a sublease fee, which should be listed in your current lease.
3. After posting your sublease make sure you respond to all email and phone call contacts about the sublease. This will increase the likelihood of you finding someone to take over your lease.
4. Don't accept any money or rent from potential people who want to sublease your apartment. Instead, bring the potential sublease person to meet the apartment complex staff and make sure they are aware that this person is taking over your lease. They will then sign a lease with the apartment complex and you won't be responsible for taking any rent money or paying rent for the remainder of the lease.
5. Make sure you pay any sublease fees and get the proper paperwork from the apartment complex releasing you from your lease. You will typically get this paperwork after the person has signed the sublease paperwork.



## LOOKING FOR AN APARTMENT TO SUBLEASE

Off Campus Life provides the Housing Locator [housing.offcampus.ufl.edu](https://offcampus.ufl.edu) where you can search for subleases. To search for a sublease, click on View Rentals, then along the top menu select More and select the sublease semester you need. This will bring you to a list of sublease listings and you will be able to review the listings and find a property for the amount of time that you will be in Gainesville. Below are some tips to help you with your sublease search.

- ▶ Tour all sublease properties in person before signing a lease.
- ▶ Take the opportunity to meet all potential roommates and make sure that you are comfortable living with them.
- ▶ Do not enter into just a verbal sublease agreement, you should sign a sublease contract directly with the apartment complex management or landlord.
- ▶ Make sure your sublease contract move-in dates and move-out dates coincide with academic dates. Visit the Registrar's office website [registrar.ufl.edu](https://registrar.ufl.edu) for academic dates.
- ▶ By being on the lease, you will be able to take advantage of any property amenities and maintenance services.
- ▶ Make sure you make any and all rent payments to the apartment complex manager or landlord.
- ▶ UF's Student Legal Services can review any sublease agreements for free before you sign them. Here is a link to their website [studentlegalservices.ufl.edu](https://studentlegalservices.ufl.edu). Click on the "apply for services" link to set up an appointment.



# STUDENT Legal Services

## STUDENT LEGAL SERVICES (SLS) IS A FREE AND CONFIDENTIAL SERVICE FOR ELIGIBLE UF STUDENTS:

The primary purpose of SLS is to help students deal with their legal problems by giving free legal advice and providing professional legal representation in certain cases.

Student Legal Services is staffed by four experienced attorneys who are particularly sensitive to the needs of student clients. All consultations are strictly confidential. All UF students enrolled for 6 or more hours and paying Activity and Service Fees are eligible for SLS services.

Student Legal Services also seeks to educate students about their rights and responsibilities in an increasingly complex world. SLS educates students through lectures, workshops, presentations, and the distribution of information and materials on a variety of legal issues. In addition to the legal counsel provided to individual students, Student Legal Services offers learning and involvement opportunities for students interested in careers in the legal profession.

## STUDENT LEGAL SERVICES PROVIDES IN-COURT REPRESENTATION IN:

- ▶ Landlord-Tenant Cases
- ▶ Sealing or Expunction of Criminal Records
- ▶ Name changes
- ▶ Dissolution of Marriage (uncontested cases, without children or real property)
- ▶ Adoption (uncontested, step-parent)

## STUDENT LEGAL SERVICES PROVIDES ADVICE AND ASSISTANCE IN:

- ▶ Lease Reviews (before you sign)
- ▶ Traffic Citations
- ▶ Criminal Charges
- ▶ Consumer matters such as defective products and services, warranties, contracts, credit and identity theft
- ▶ Property Damage
- ▶ Insurance
- ▶ Preparation of Affidavits
- ▶ Powers of Attorney and Living Wills
- ▶ Provides free notary services
- ▶ Assists students in obtaining Gator 1 Domestic Partner Cards
- ▶ Provides legal advice to registered Gator student organizations on some matters
- ▶ Visit the SLS website at [studentlegalservices.ufl.edu](https://studentlegalservices.ufl.edu) for more information or to schedule an appointment.

## OFF CAMPUS LIFE Advice

Be sure to get all agreements with your landlord in writing. Repairs, refunds, etc. should all be documented in writing and not simply a verbal agreement. If your landlord is not performing his or her responsibilities, consult Student Legal Services for your options to remedy this. Go to [studentlegalservices.ufl.edu](https://studentlegalservices.ufl.edu) to schedule an appointment, or call 352-392-LAWS (5297) for more information. SLS is located in the Reitz Union on Level 3.



## OFF CAMPUS LIFE *Advice*

Off Campus Life offers a free roommate finder service on our Housing Locator at [housing.offcampus.ufl.edu](https://housing.offcampus.ufl.edu). Create a roommate profile with information about yourself to read other students' profiles and find a match!

# ROOMMATES

As in any relationship, communication is key. If you are considering having a roommate(s), do not assume another person knows what you're thinking. Share your expectations about all lifestyle topics including household chores, a rent/bill payment schedule, groceries, having company over, etc. Make sure each party understands the expectations. Compromise each of your needs and wants to make sure that all parties are being fairly heard and respected.

Having roommates can be a good way to meet new people, learn and practice effective communication skills, and save on living expenses.

### ROOMMATE MATCHING VS. ROOMMATE PLACEMENT

Many apartment complexes offer roommate matching or roommate placement to help you find a roommate.

**Roommate matching** occurs when you fill out a form of preferences including living habits, cleanliness, interests, etc. Apartment management attempts to match you with compatible roommates using this form.

**Roommate placement** is when apartment management will place you in any open space with no consideration of your living habits. In either situation, make sure you can switch rooms if the apartment management places you with roommates with whom you are not compatible.

### HOW TO PICK A ROOMMATE

Think of your daily living habits. Are you messy or neat? Do you like having people over or do you prefer your home to be your personal place of solitude? Think of someone who has a similar lifestyle and whose habits you can live with. Communicate your needs and expectations to ensure a healthy living situation.

### WHAT TO DO WHEN YOU CAN'T SOLVE ROOMMATE ISSUES

All relationships, including the one with your roommate(s), require communication and effort. No matter how close you are to your roommate(s), you will need to work together to establish and maintain a positive living environment.

Before you move in, discuss with your roommates what everyone is bringing. Once everyone arrives, organize a group meeting to discuss how things will work.

Make sure you have a good idea of everyone's habits before agreeing to live together. Remember that everyone is going to be different.

Talk about how you will divide the house cleaning and set standards. It is important that everyone know exactly what is expected in keeping the living space clean. Speaking openly about what you expect from each other and about your personal lifestyle habits are important steps that many people skip, especially when friends are living together.

### SOME RESOURCES AND OPTIONS AVAILABLE TO HELP YOU RESOLVE ROOMMATE CONFLICT ARE:

- › **Off Campus Life's Roommate Agreement and Chore Chart** are two resources to help you establish guidelines and open lines of communication with your roommates. See following pages for both resources.
- › **Transfer:** Talk with apartment management to see if a transfer is possible. Depending on your lease, this may or may not be an option. Moving might require paying a fee.
- › **Sublease:** Make sure that you are able to sublease your apartment according to your lease terms. Bring a copy of your lease to Student Legal Services in 3500 Reitz Union to see if this is an option.
- › **Tough it Out:** If you cannot move, make the most of the situation and act maturely. There is no sense in making the situation worse than it already is, try to continue to communicate positively and respectfully.

### DOES YOUR ROOMMATE NEED HELP?

If you are concerned about your roommate and want to help but don't know how, consult with the CARE office through the Dean of Students Office. Visit [umatter.ufl.edu](https://umatter.ufl.edu) for more information.

### LANDLORD AND TENANT COMMUNICATION

Make sure to talk to your apartment management team or landlord about any concerns you have with their property, from repairs to roommate issues. Keep them involved in your experience because they can be valuable assets. Make sure you get any agreements between you and your landlord or apartment complex management in writing. If your landlord refuses to make repairs or hold up their end of the lease, get legal assistance from UF's Student Legal Services office [studentlegalservices.ufl.edu](https://studentlegalservices.ufl.edu).



# OFF-CAMPUS ROOMMATE GUIDE

Off Campus Life recommends that students complete a roommate agreement the first week they move in together. The contract is designed to give you the opportunity to establish some basic guidelines about the details of your living arrangements. We encourage you to sit down and discuss each section, while remaining as truthful as possible. Be sure to post the written agreement in a prominent place, such as the refrigerator.

## SETTING EXPECTATIONS

No matter how close you are to your roommate(s), you will need to work together to establish and maintain a positive living environment. The most common problems arise when little issues become big ones because they are not addressed early on. Remember, ignoring a problem doesn't make it go away. Identify problems, their causes, and what each roommate can do to solve them. Off Campus Life also recommends face to face communications when issues arise.

## SAMPLE ROOMMATE AGREEMENT

### TERMS

This agreement shall remain in effect from \_\_\_\_\_ to \_\_\_\_\_.

If for any reason a roommate should move out before the date shown, under the lease/rental agreement, the departing roommate will be held responsible until a replacement is found. If a substitute roommate is found, the remaining roommate(s) must approve him/her. The departing roommate should notify the landlord, as well as the other roommates, within 30 days, so that proper arrangements can be made. The roommate who is leaving is still obligated to the landlord by the terms of the lease and is responsible to find a new roommate to be responsible for the duration of the lease/rental agreement.

### RENT

Rent amount for the unit: \$\_\_\_\_\_ Amount each roommate is responsible for: \$\_\_\_\_\_  
Date rent is due each month: \_\_\_\_\_

### DEPOSIT

Roommates have a security deposit of \$\_\_\_\_\_ each, totaling \$\_\_\_\_\_.

Each roommate is responsible for his/her share of the charges associated with damages. If the cause cannot be determined, the roommates will split the cost of the damages equally.

### PETS

If pets are permitted under the lease, each pet owner shall be responsible for any damages caused by his/her pet. This includes damage to furniture, carpeting, blinds, doors, lawn, and garden.

### PERSONAL PROPERTY

All roommates agree to refrain from borrowing roommates' personal items without prior approval. Exceptions to this should be clearly stated, with the roommates reserving the right to change their minds about the sharing of their items and updating this Roommate Agreement. Property that is borrowed will be used respectfully and returned in the same condition. If damage is done to personal property, the roommate responsible for damage will be held liable.

### UTILITIES

- Utilities are included in the rent
- Roommate \_\_\_\_\_ that is responsible for utilities.
- Date \_\_\_\_\_ that roommates will pay responsible roommate for their portion of the utilities.

### KITCHEN CLEANUP

Each roommate agrees to do his/her own dishes as needed. A schedule of kitchen cleanup may be attached. It will include cleaning the refrigerator and oven, mopping the floor, and emptying the trash.

### ADDITIONAL TERMS OF AGREEMENT

In addition to the items above, the following items have been known to cause conflict between roommates. If you foresee any of these as a problem, write out and attach any needed additional agreements. Space is provided for listing other issues needing specific agreements.

Is smoking allowed in the apartment?  **Yes** or  **No**

Is alcohol consumption allowed in the apartment?  **Yes** or  **No**

Are guests allowed to stay in the apartment or house?  **Yes** or  **No**

How long are guests allowed to stay? (*length of time*) \_\_\_\_\_

How far in advance should you notify your roommates that you will be having a guest? (*length of time*) \_\_\_\_\_

What expectations do you have for guest behaviors? \_\_\_\_\_

Will you share food?  **Yes** or  **No** If you are NOT sharing food items, how will you keep food items separate? \_\_\_\_\_

Will you share household items? Select all items that you will share:

- Dishes, glasses, silverware
- Cleaning supplies
- Other household items:
- Pots & pans
- Vacuum

Will you have quiet hours for studying and sleeping?  **Yes** or  **No**

What will those hours be? \_\_\_\_\_

Will you be sharing a television or gaming system?  **Yes** or  **No**

What will be the AC temperature? \_\_\_\_\_

What will be the heat temperature? \_\_\_\_\_

What will you do to insure the security of your apartment/house (lock doors, close windows, set alarm, etc.)? \_\_\_\_\_

### SIGNATURES OF ROOMMATES

As a participant in this agreement, I realize that I, as well as each of my roommates, have equal rights to the use of the space and facilities in the dwelling, with the exception of the areas we have designated as each one's private space. This agreement is intended to promote harmony between roommates by clarifying the expectations and responsibilities of roommates to each other. Each roommate should sign below and retain an original copy for their records.

The parties have executed this agreement on \_\_\_\_\_ (*date*) for \_\_\_\_\_ (*address*)

1. \_\_\_\_\_
2. \_\_\_\_\_
3. \_\_\_\_\_
4. \_\_\_\_\_
5. \_\_\_\_\_
6. \_\_\_\_\_

# OFF-CAMPUS ROOMMATE CHORE CHART

Divide house work evenly by working with your roommates to create a chore chart.

CHORES (Rotate Roommate Names Weekly)	COMPLETED (Initial Box)
Place name here. _____ Fridge & Microwave	<input type="checkbox"/> week 1 <input type="checkbox"/> week 2
_____ Kitchen Surfaces	<input type="checkbox"/> week 3 <input type="checkbox"/> week 4
Place name here. _____ Trash & Recycling	<input type="checkbox"/> week 1 <input type="checkbox"/> week 2
_____ Dust Common Areas	<input type="checkbox"/> week 3 <input type="checkbox"/> week 4
Place name here. _____ Common Floors	<input type="checkbox"/> week 1 <input type="checkbox"/> week 2
_____ Guest Bathroom	<input type="checkbox"/> week 3 <input type="checkbox"/> week 4
Place name here. _____ Windows	<input type="checkbox"/> week 1 <input type="checkbox"/> week 2
_____ Yard Work & Patio	<input type="checkbox"/> week 3 <input type="checkbox"/> week 4
<b>OTHER:</b> _____	
_____	
_____	

To print more copies of this form or for more tips for living off campus, visit: [offcampus.ufl.edu/roommatechore](http://offcampus.ufl.edu/roommatechore)



## ROOMMATE NAMES

WEEK 1
WEEK 2
WEEK 3
WEEK 4

# PACKING LIST

Don't forget these items when moving to your new off-campus home.

### BEDDING

- Blanket/Comforter
- Mattress Pad
- Pillows
- Pillowcases
- Sheets
- Throw Blanket

### SCHOOL SUPPLIES

- Backpack
- Stapler
- Pencil Sharpener
- Hole Punch
- Notebook(s) & Folder(s)
- Printer Paper
- Pens, Pencils, Highlighters
- Markers
- Post-it Notes
- Scissors
- Tape

### ORGANIZATION & DECORATIONS

- Closet Organizer
- Shelves/Storage Containers
- Adhesives (Sticky Tack, 3M Hooks)
- Mirror
- Clothes Hangers
- Shower Caddy
- Dry Erase Board
- Planner
- Shower Curtain & Rings
- Bathmat
- Small Room Waste Can

### APPLIANCES

- Computer/Laptop
- Mouse
- Ethernet Cable
- HDMI & Other Cables
- Flash Drive
- Chargers
- Portable USB Charger
- Printer
- Extension Cord
- Surge Protectors
- Television
- Speaker
- Gaming Console
- Microwave
- Desk Lamp
- Flash Light
- Batteries

### TOILETRIES & UTILITIES

- Towels & Washcloths
- Hand Towels
- Loofah/Back Brush
- Toothbrush
- Toothpaste
- Mouth Wash & Dental Floss
- Soap/Body Wash
- Hand Soap
- Deodorant
- Lotion
- Shampoo & Conditioner
- Haircare Products
- First Aid Supplies
- Thermometer
- Advil/Tylenol

- Over the Counter Medication
- Tweezers
- Nail Clippers & Nail Files
- Sewing Kit
- Hair Brush/Comb
- Shaving Supplies
- Makeup
- Cotton Swabs
- Hairdryer
- Toilet Paper
- Tissues
- Air Freshener
- Sunscreen & Bug Spray

### KITCHEN

- Pots & Pans
- Strainer/Colander
- Potholder(s)
- Measuring Cup & Spoons
- Cooking Utensils
- Small Containers & Lids
- Can Opener
- Dishes
- Cups & Mugs
- Silverware
- Dishtowels
- Dish Soap
- Dishwasher Detergent
- Dish Sponge/Scrubber
- Waste Can & Garbage Bags
- Yellow Bags (Overflow Garbage, see page 31)
- Reusable Straws
- Reusable Grocery Bag

### CLEANING

- Paper Towels
- Cleaning Rags
- Broom/Dustpan
- Vacuum
- Mop & Bucket
- Floor Cleaner
- Counter Cleaner
- Mirror/Window Cleaner
- Laundry Detergent
- Fabric Softener
- Dryer Sheets
- Lint Brush
- Stain Remover Stick/Spray
- Laundry Basket/Bag
- Iron & Ironing Board
- Kitchen Soap

### PERSONAL ITEMS

- Clothes
- Umbrella/Rain Jacket
- Bike Lock(s), Reflectors, Lights
- Bike/Scooter Helmet
- Insurance Info & Drivers License
- Gator 1 ID
- Debit/Credit Cards
- Glasses/Contacts/Sunglasses
- Toolkit
- Prescription Medication

### MISCELLANEOUS

\_\_\_\_\_

\_\_\_\_\_

\_\_\_\_\_

# MOVING OUT

Just as with moving in, moving out requires planning and work. Plan ahead, get boxes, and pack your belongings little-by-little. Get friends and family to help make the moving process a little easier. Below is a move-out checklist.

- Check the lease end date.** By what date do you need to move out or renew your lease in order to stay?

If you haven't renewed your lease by the landlord's deadline (which may or may not be the last day of your lease), the landlord may rent the apartment or house to someone else.

- Don't wait until the last minute.** Do not underestimate the time it takes to pack all your belongings and move. Start packing about 30 days before you need to vacate.

- Donate.** Pack up in stages to allow yourself time to sell, donate, or find homes for things you no longer need or should not be disposed of with standard curbside or dumpster garbage. Donate clothes, couches, and canned foods that you don't need.

- Move-out policy.** Do you need to return keys or have the carpet steamed before leaving? Find out from property management any specifics you may need to do before moving out.

- Renting a truck, movers, or a storage unit?** Call ahead to reserve since lots of other people are moving out at the same time.

- Camera time.** Take pictures or video of your empty apartment so you have documentation of the condition of the property when you left.

- Scrub the tub.** Make sure you thoroughly clean the apartment. Save all receipts regarding cleaning (products, professional service, etc.) as proof.

- Find out the date when you will get your security deposit back.** You are not necessarily guaranteed your security deposit. If there are damages or cleaning needed, the landlord may use money from the security deposit to repair the property.

A landlord has 15 days after termination of the lease to return the security deposit or send a notice by certified mail stating how much is going to be deducted from the deposit and why.

If you have concerns, you must object to the deduction in writing within 15 days of your receipt of the notice or the deductions are authorized. If the notice is not postmarked within 15 days, the landlord forfeits the security deposit. If the property was damaged, the landlord can sue you even when the 15-day notice is not given. Consult an attorney or Student Legal Services before filing any lawsuits.

- Keep in touch.** Give your landlord your new mailing address and phone number in case they have follow-up questions.

## DONATIONS

### Goodwill

[goodwill.org](http://goodwill.org)

3520 SW 34th Street  
Gainesville, FL 32608  
352-340-2738

1223 NW 23rd Avenue  
Gainesville, FL 32609  
352-340-2361

### The Salvation Army

[salvationarmy.org](http://salvationarmy.org)

639 E. University Ave.  
Gainesville, FL 32601  
352-376-1743

### Haven Hospice Attic Resale

[beyourhaven.org](http://beyourhaven.org)

300 NW 8th Avenue  
Gainesville, FL 32608  
352-378-7484

### Hitchcock Field & Fork Pantry

[pantry.fieldandfork.ufl.edu](http://pantry.fieldandfork.ufl.edu)

564 Newell Drive  
Gainesville, FL 32603  
352-294-3601

### Bread of the Mighty Food Bank

[breadofthemighty.org](http://breadofthemighty.org)

325 NW 10th Ave.  
Gainesville, FL 32601  
352-336-0839

## CONSIGNMENT

### Sandy's Resale

[sandysresale.com](http://sandysresale.com)

4148 NW 13th Street  
Gainesville, FL 32609  
352-372-1226

### Plato's Closet

[platoscloset.com/locations/gainesville-fl](http://platoscloset.com/locations/gainesville-fl)

3441B West University Ave  
Gainesville, FL 32607  
352-374-4402



LEARN  
LEARN  
LEARN  
LEARN  
LEARN  
LEARN  
LEARN  
LEARN  
LEARN  
LEARN

Learn

# Safety

## PERSONAL SAFETY

- › Be aware of your surroundings at all times.
- › Be mindful of what's going on while you're on the phone or while wearing headphones.
- › **Do not walk or exercise alone at night outdoors.** If you're on campus, you can request a ride from SNAP through the UF SNAP by Spare app.
- › Do not get in a vehicle with a stranger for any reason.
- › Walk in groups and stay in parts of town that are well lit and familiar.
- › **Consider downloading the GATOR SAFE app.** This app pairs mobile GPS technology with existing campus safety infrastructure and allows students to summon help anywhere on campus.

## PARTY SAFETY

You must be 21 or older to drink alcohol. If you choose to drink alcohol, be sure to do so responsibly.

UF and the City of Gainesville take alcohol related rules and regulations seriously, so be aware that inappropriate and potentially harmful behavior will not be tolerated and may be punishable.

If you are the host of a party, you can be held liable for the actions of your guests. If there are minors consuming alcohol at your party, even if you personally did not hand them something to drink, you are still deemed responsible for their actions. Be sure to offer non-alcoholic beverage options and have snacks available to curb alcohol's absorption into the bloodstream.

**Below are some tips from GatorWell, UF's Health Promotion Service, to be aware of when drinking:**

- › Avoid playing drinking games. They can cause you to drink too much too fast.
- › Pace yourself to one or fewer drinks per hour. Alternate drinks with non-alcoholic drinks, such as soda or water.
- › Keep track of how many drinks you consume and choose a pre-set limit or limit the number of hours you drink and do not exceed that number.
- › Eat a meal before and/or during drinking, preferably with protein.
- › Plan how you will get home before going out. Use a designated, sober driver. Know the RTS Later Gator routes and times, or download Uber and Lyft apps.
- › Be aware of your surroundings. Use the buddy system and never leave your drink unattended.
- › Choose not to drink or go to a place where the main activity is not drinking.
- › If you choose to drink, remember that an individual cannot legally consent to sexual activity if he or she is drunk (Blood Alcohol Concentration is .08 or higher).
- › Know the signs of alcohol poisoning (unconsciousness, cold, clammy, pale or bluish skin, slow or irregular breathing, unable to stand or walk without help, vomiting while passed out, etc.) and call 911 immediately.

For alcohol safety information, visit the GatorWell website at: [gatorwell.ufsa.ufl.edu](http://gatorwell.ufsa.ufl.edu)



## APARTMENT/HOUSE/CAR

- › Keep your doors/windows to your apartment/home locked at all times.
- › Keep bicycles and scooters locked up at all times.
- › Keep car doors locked at all times.
- › Do not leave valuables in your car. Laptops, textbooks, or clothing are items easily sold and often entice thieves.
- › Ensure you have and use a peephole on your front door before opening the door.
- › Don't open your door to strangers and do not let delivery people into your home.
- › Only let maintenance workers in if the complex management or your landlord has contacted you to inform you of the date, time, and reason for their visit.
- › Ensure that the trees and shrubs around your apartment/house doors and windows are cut back enough so they don't obscure your view out of your apartment.
- › Make sure apartment complex lights are working.
- › Contact apartment complex management or landlord for yard work and exterior lighting maintenance immediately.
- › If you see someone suspicious, call the police immediately and notify your apartment complex management or landlord.
- › Utilize the myGNV app to report any city concerns including missing stop signs, streetlight outages, etc.

## LAW ENFORCEMENT AGENCIES

There are three law enforcement agencies in Gainesville that have several programs to meet the needs of students and non-student community members. Visit their websites to find out more:

- › **University of Florida Police Department (UFPD)**  
[police.ufl.edu](http://police.ufl.edu) | 352-392-1111
- › **Gainesville Police Department (GPD)**  
[gainesvillepd.org](http://gainesvillepd.org) | Emergency: 911  
Non-emergency: 352-955-1818
- › **Alachua County Sheriff's Office (ASO)**  
[ACSO.us](http://ACSO.us) | Emergency: 911  
Non-emergency: 352-955-1818



# Safety:

## UFPD RESOURCES

### GATORSAFE APP

Safety resources at your fingertips with UF GATORSAFE mobile app. Smartphone users who download the free GATORSAFE safety app can now report tips to the UF Police Department, make emergency calls, and perform other functions that improve your personal safety and security. Report a crime tip to UF Police (even anonymously), attaching pictures and video. Trigger Mobile BlueLight to simultaneously send your location and call UFPD. Use the Personal Safety Toolbox which contains a flashlight, loud alarm, the ability to send your location, and much more.

### VICTIMS SERVICES

The Office of Victim Services provides a civilian support person for anyone who may become a victim of crime while on the University of Florida campus. A Victim Advocate is available 24-hours a day, seven days a week, to provide support for victims of actual or threatened violence. All services are free and confidential.

A Victim Advocate also provides emotional support and can assist with referrals for counseling and other services that may be required. A Victim Advocate can be reached 24-hours daily through the University of Florida Police Department's dispatch center at 352-392-1111. Victims may also contact an advocate directly on weekdays (Monday - Friday) between 8:00 a.m. and 5:00 p.m. by calling 352-392-5648.

### S.A.F.E. (Self-Defense Awareness and Familiarization Exchange)

The SAFE program is taught by nationally certified instructors who are dedicated to helping members of our community become more aware of and better familiar with basic self-defense concepts. The course is a 2-hour class geared toward women. The class starts with a PowerPoint, then progresses into an hour-long physical self-defense familiarization presentation. To register for this free course visit [police.ufl.edu](http://police.ufl.edu).

### OPERATION IDENTIFICATION

Operation Identification is a free property registration program provided by the University of Florida Police Department. Operation Identification can be used to register any item with a serial number, including your cellphone, laptop, or tablet.

Bicycle owners are strongly encouraged to register your bicycles with UFPD. A decal must be affixed to bicycles, so bicycle registration is required in-person at the Community Services Division, the UFPD front desk, or by any University of Florida police officer.

Visit [police.ufl.edu](http://police.ufl.edu) for more information.

# TRANSPORTATION

No car? No worries! Gainesville offers various ways to get around town without a car.

## WALKING

Be sure to keep an umbrella with you at all times. The unpredictable Florida weather has plenty of rain with little warning. Also, bring a water bottle to stay hydrated during your walk. Lastly, be safe. Don't cross the street against the lights, follow all crosswalk signals, stay on the sidewalk, avoid walking alone at night when possible, and always be aware of your surroundings.

## BIKES

Gainesville is a bike-friendly city with bike lanes on most roads. Register your bicycle with UFPD in person at their office located on the southeast corner of Museum Road and Newell Drive. Off Campus Life encourages everyone to wear a helmet. If you need one, visit UFPD and claim yours for free. Cyclists should observe all traffic laws [floridabicycle.org](http://floridabicycle.org).

### Bike Safety Tips:

- ▶ Wear a helmet while riding a bike and/or e-scooter.
- ▶ Cyclists must obey all traffic signs, lights, and signals.
- ▶ You must ride on the right side of the road with the flow of car traffic.
- ▶ When riding on a sidewalk or crosswalk, bike riders must obey pedestrian laws and yield the right of way to pedestrians.
- ▶ When riding between dusk and dawn, bikes are required to have a white headlight on the front of the bike and a red light on the rear. Rear lights must be an actual light, not a reflector. UFPD gives these out for free.

- ▶ Also, wear bright colored and reflective clothing to make sure you're seen.
- ▶ The 20 mph campus speed limit pertains to bicyclists, too.

## BIKE SAFETY LAWS & TIPS

Bicycles are vehicles. Traffic violators on bicycles are subject to the same fines as violators in automobiles, \$159 for a moving violation, \$257 for running a red light, \$106-\$109 for a non-moving violation, and \$57.50 for a violation specific to a bicycle operation.

For more information, go to [police.ufl.edu/how-do-i/links-faqs/bicycle-laws](http://police.ufl.edu/how-do-i/links-faqs/bicycle-laws)

## REGIONAL TRANSIT SYSTEM (RTS)

Gainesville's local bus system has lots of routes that will take you on and off campus. Students pay a transportation fee as part of tuition that allows you to take the bus anywhere on or off campus.

Download the GNV Ride RTS app for up to the minute route tracking. Go to [go-rt.com](http://go-rt.com) for more information on RTS.

## SCOOTERS & MOTORCYCLES

In order to park on campus, scooters and motorcycles must have a parking decal. Go to Transportation and Parking Services (TAPS) website at [taps.ufl.edu](http://taps.ufl.edu) for prices and details. Park only in designated parking locations. If you are younger than 21 years old, you are required to wear a helmet while on scooters and motorcycles.

## DECALS

There are different decals available to students depending on the amount of credit hours earned and whether you live on or off campus.

You may purchase your parking decal by visiting [taps.ufl.edu/decals](http://taps.ufl.edu/decals). You will need your GatorONE ID, valid license plate number, and all outstanding citations and late fees must be paid before placing your order.

## PARKING

On-campus parking requires a decal. Read parking signage, located at the front of every parking lot, to make sure you are parking in the correct location during the correct times.

### Parking Map:

Go to [taps.ufl.edu/parking-info/parkingmap](http://taps.ufl.edu/parking-info/parkingmap) and see where certain decal parking lots are located.

### Fines:

Go to [taps.ufl.edu/parking-info/citations/](http://taps.ufl.edu/parking-info/citations/) for information about on-campus fines. There are several parking restrictions that are not decal related. It is your responsibility to know and follow all parking regulations.

### Appeals:

Parking citations may be appealed online at [taps.ufl.edu/parking-info/citations/](http://taps.ufl.edu/parking-info/citations/). Appeals must be filed within 15 calendar days of issuance of the citation to be accepted and usually take between four to six weeks for a judgment to be issued. The online application may be used to submit initial citation appeals, and to request

an appointment for citation reappeals, suspension appeals or impound fees. For more information call 352-392- PARK (7275).

### Impound (Boot/Tow):

Accumulation of three or more delinquent parking citations that have a remaining balance due will be grounds for impoundment.

Additionally, if you currently have five guilty citations during the academic year and receive a sixth citation during the same academic year, your vehicle may be impounded for excessive citations after receipt of the sixth citation and for each citation thereafter. For additional information on impound rules, go to [taps.ufl.edu/parking-info/citations/impound-suspension-information](http://taps.ufl.edu/parking-info/citations/impound-suspension-information).

## PARKING IN THE COMMUNITY

Avoid being towed and/or fined by heeding the following precautions:

- ▶ Check for and read all signs that notate parking. Some apartment complexes require a parking sticker or decal for parking, while others do not.
- ▶ Check with management to see what parking requirements your complex has.
- ▶ Do not park in tow-away zones, fire lanes, or handicapped spots if you do not have a permit.
- ▶ If you are a guest, make sure you park in the proper designated area. Some complexes require a visitors parking pass or have designated spots. Guests can be towed, booted, and/or fined for not parking in the proper area.
- ▶ If you live in a house, there are city codes regarding parking. Parking is not allowed on the grass or yard on non-game days. Check with the city or your landlord to see where your designated driveway is.
- ▶ For more information about parking citations and trespass towing, visit the City of Gainesville website at [cityofgainesville.org](http://cityofgainesville.org). To file a complaint please visit the Gainesville Police Department's website at [gainesvillepd.org](http://gainesvillepd.org) or call 352-393-7500.

In some areas of Gainesville, there are parking permit requirements. To get a permit, you will need a letter from management or a landlord. See the city's website at [gainesvillefl.gov](http://gainesvillefl.gov) for more information.

## OFF CAMPUS LIFE Advice

If you live in a house or apartment complex close to the UF campus you might be eligible for a City of Gainesville neighborhood parking decal. To learn more about decal availability and cost visit the City of Gainesville website [gvilleparking.com/neighborhood-permits](http://gvilleparking.com/neighborhood-permits).

GPD recommends three steps to secure your Scooter: lock the steering mechanism, use a throttle lock that allows you to lock the throttle of your scooter, and attach a U-lock through your front wheel and frame.



# POWER

Visit [gru.com/welcome](http://gru.com/welcome) for more tools and resources to make your move easier.

## UNDERSTANDING YOUR UTILITIES

**Online Tools and Application:** Gainesville Regional Utilities (GRU) offers electric, gas, water, wastewater, and telecommunications services. Avoid the crowd and take care of your service changes at [gru.com/welcome](http://gru.com/welcome) to make your move as seamless and stress-free as possible. The website has everything you need to start, stop, or move your utility services, including an online application.

**International Students:** International students must visit the GRU Administration Building to request service. Please bring your passport and any supporting documentation.

**Connections:** Connection requests are processed on a first-come, first-served basis and connection schedules fill up quickly. Complete your service application as soon as possible to reserve your preferred move-in date. Same-day connections are available on a limited basis for an additional \$40. To request connections call 352-334-3434 during regular business hours.

**Account Management Tools:** Sign up for eBill, GRU's paperless billing option, at [gru.com/ebill](http://gru.com/ebill) to receive and pay your monthly bill online. GRU also offers recurring bank drafts so that you will never miss a payment. Visit [gru.com/pay](http://gru.com/pay) for a list of payment options.

## ENERGY-SAVING TIPS FOR RENTERS

Visit GRU's Resources for Renters page at [gru.com/welcome](http://gru.com/welcome) before you sign a lease on an apartment or rental home. Use the tools to investigate the utility history of your potential new place, manage your electric and water use, and keep future monthly utility bills low. Below are tips for tackling the highest energy users in your new home.

### Air Conditioning & Heating

- › Set your thermostat to 68°F or lower during winter and 78°F or higher during summer. For every degree you stray from the recommended setting, your bill may increase up to 4 percent. Also, keep the thermostat fan in the "auto" position instead of the "on" position.
- › Don't place lamps, TV sets, or other heat producers near your thermostat. The thermostat senses heat from these appliances, causing the A/C to run longer than necessary.
- › Use fans and keep the A/C at a recommended setting. Turn off fans when rooms are empty.

### Water

- › About 80 percent of the energy used for washing clothes is for heating the water. Try washing clothes in cold water, your clothes will be just as clean as if you used warm or hot water.

- › Make sure your dishwasher is completely full before running it, then let the dishes air dry. If you don't have an automatic air-dry switch, turn off the control knob after the final rinse and prop the door open a little.
- › Check for running toilets by adding a few drops of food coloring to the water in the tank. If the color shows up in the bowl, contact maintenance to repair the leak.
- › Install low-flow showerheads to save 25 to 60 percent in water usage.

### Windows

- › During summer, close your shades to block sunlight, reduce heat gain, and reduce the time the A/C runs.
- › During the winter, open your shades during the day to let in heat from sunlight. Close the shades at night to keep heat from escaping through windows.
- › Check for windows that are broken, do not close properly, or need to be caulked. Drafty windows can allow your expensive conditioned air to escape.

## IMPORTANT REMINDERS

With GRU an account number is not required for first-time customers.

### To start services, please have:

- Legal name of account holder
- Phone number
- Social security number
- Driver's license (optional)
- Date of birth (min. age 18)
- Email address (optional)
- Physical address of location to start services
- Prior address for first time customers
- Mailing address
- Bank account/routing number (if automatic payment option is desired)
- If you move, you must contact GRU to terminate service and provide a forwarding address for the final bill.

## CONTACT GRU

- Phone: 352-334-3434
- In-person (Lobby): 301 SE 4th Ave.
- Online: [gru.com/contactus](http://gru.com/contactus)



# WASTE & RECYCLING

City of Gainesville, Solid Waste  
Division: [gainesvillefl.gov](http://gainesvillefl.gov)

## Top 10 CURBSIDE MANNERS FOR RENTAL HOUSES

1. Put your garbage, recycling, and yard waste out the night before garbage day, and take your containers back up to the house after the contents have been collected. Garbage and recycling containers should be stored, when not in use, out of public view and not visible from the street or by neighbors.
2. You must place yard waste (leaves and small clippings) in reusable cans or brown paper lawn and leaf bags. Lawn and leaf bags can be purchased at any Publix, Home Depot, and Lowes. Limbs can be no larger than 5 feet long and 8 inches in diameter or weigh more than 40lbs per piece.
3. Put loose garbage in bags before placing in the cart. This prevents loose garbage from flying out of the cart on windy days and littering the surrounding environment.
4. Never overflow your cart or use your neighbor's cart. If your cart is full, use the official yellow bags that you can purchase at any Publix or Ace Hardware. Place the yellow bags beside your cart (never on top).
5. Place recycling bins at least four feet away from the garbage cart. This prevents the bins from being tipped over by the garbage truck's automatic arms.
6. Visit [gainesvillefl.gov](http://gainesvillefl.gov) for a list of what can be recycled.
7. Only plastic bottles, jugs, jars, and tubs are accepted for recycling. No plastic bags, cups, foam, or clamshell restaurant containers.
8. Remember, food contaminated corrugated cardboard is not accepted. Only clean, dry corrugated cardboard (no greasy pizza boxes) can be accepted in the City of Gainesville's recycling system. All boxes must be broken down in 4' x 4' pieces or less and placed in or under the orange bin.
9. All containers must be empty of food residue. Remove and dispose of lids and caps in your garbage.
10. Missed collections can be reported by calling 352-334-2330 or online at [gainesvillefl.gov](http://gainesvillefl.gov).

Thank you to the City of Gainesville and Solid Waste Division for providing this information.

### › GARBAGE DISPOSAL AND RECYCLING FOR APARTMENT COMMUNITIES


Most apartment complexes provide garbage disposal and recycling in set locations. Contact your management office to determine the nearest location to dispose of garbage and recycling properly. If your complex does not offer recycling, contact the City of Gainesville's Solid Waste Division Office of Recycling 352- 334-2330.

### › ELECTRONICS WASTE

Large-sized electronic items can be collected by appointment for homes serviced through the City of Gainesville's Residential Curbside Program. There is no additional cost for this collection service. Smaller-sized electronic items (cell phones, keyboards, mice, cables, etc.) should be dropped off at the Alachua County Household Hazardous Waste Collection Center or other public drop-off sites.

### › MISCELLANEOUS ITEMS

To find out how and where you can recycle, donate, compost, resell, repair, or properly dispose of almost anything visit the [zerowastegn.com](http://zerowastegn.com).



### OFF CAMPUS LIFE

## Advice

**ATTENTION RENTAL HOUSES:** for garbage that doesn't fit in your receptacle use a yellow bag. On garbage days place yellow bags next to your regular receptacle for pick-up. Yellow bags are available at any Publix and Ace Hardware stores.



# GET INVOLVED

Make the most of your UF experience. Get involved, whether that is getting a job on campus or joining a student organization. **Below is a list of on-campus services and resources:**

## › CAREER CONNECTIONS CENTER

[career.ufl.edu](http://career.ufl.edu)

The C3 provides services to help you figure out your career aspirations and prepare you for the job hunt. Services include: resume critiques, mock interviews, internship fairs, a Fall and Spring Career Showcase, and much more.

## › BROWN CENTER FOR LEADERSHIP & SERVICE

[leadershipandservice.ufl.edu](http://leadershipandservice.ufl.edu)

BCLS provides the structure and resources to help prepare students to become productive citizens and assume roles of leadership and service in a culturally diverse and increasingly complex society. BCLS fosters lifelong service and civic participation by engaging the University and the greater community in action, change, and learning. Organizations include Florida Alternative Breaks (FAB) and LeaderShape.

## › STUDENT ACTIVITIES & INVOLVEMENT (SAI)

[studentinvolvement.ufl.edu](http://studentinvolvement.ufl.edu)

SAI houses and supervises more than 1,000 campus student organizations. Go to the 3rd level of the Reitz Union or check out their website to find an organization that interests you.

## › GATORWELL HEALTH PROMOTION SERVICES

[gatorwell.ufsa.ufl.edu](http://gatorwell.ufsa.ufl.edu)

GatorWell's mission is to help create and promote a healthy campus community by providing individual and group educational sessions, campus outreach activities, and to work on changing policies. They provide services for alcohol, tobacco and drug use, eating disorders, nutrition, sexual health, stress reduction, time management, and sleep.

## › FLORIDA GATORS

[floridagators.com](http://floridagators.com)

The Florida Gators website has everything you want to know about your favorite Gator sports teams, schedules, and ticket information.

## › ON OR OFF-CAMPUS JOBS

[jobs.ufl.edu](http://jobs.ufl.edu)

Students can search online for part-time positions at UF. Federal Work-Study positions are offered as well as non needs-based jobs and Veteran's Affairs Work-Study. For more information, students should visit the Student Employment Office in S-107 Criser Hall. For off-campus jobs, students can visit the Career Connections Center for tips and resume review.

## › OFF CAMPUS AMBASSADORS

[offcampus.ufl.edu/connect/off-campus-ambassadors](http://offcampus.ufl.edu/connect/off-campus-ambassadors)

The Off Campus Ambassadors (OCAs) is a student organization sponsored by Off Campus Life. Their purpose is to provide support to the Off Campus Life office and help engage students with OCL resources and the greater Gainesville community. All students, whether they live on or off campus are eligible to be members. To learn more and to apply for membership, visit the ambassador page through the Off Campus Life website.

## › STUDENT RECREATIONAL SPORTS

[recsports.ufl.edu](http://recsports.ufl.edu)

RecSports at UF has two workout facilities, an indoor track, 10 tennis courts, six sand volleyball courts, seven basketball courts, 10 racquetball/handball courts, and seven volleyball courts. ResSports provides personal training, physical assessments, intramural and e-sports leagues, sports clubs, nutrition counseling, over 150 weekly group fitness classes, and outdoor programming through CORE (The Center for Outdoor Recreation and Education) and Lake Wauburg. With a student staff of over 500, opportunities for student employment are available as well.

## › WHAT TO DO FOR FUN IN GAINESVILLE

[cityofgainesville.org](http://cityofgainesville.org)

Gainesville is a great city. It is known for being a tree city and has some wonderful state and city parks. Gainesville also has a vibrant arts community with local artists and annual art festivals. To find out more about local state parks visit [floridastateparks.org](http://floridastateparks.org). To find out more about the arts visit [cityofgainesville.org](http://cityofgainesville.org) and [visitgainesville.com](http://visitgainesville.com). There are lots of things to do in Gainesville. **See page 34 - 35** for a City of Gainesville map with a list of local attractions. Many of the local businesses, including restaurants, auto mechanics, and theaters provide student discounts; just ask.

LEAD  
LEAD  
LEAD  
LEAD  
LEAD  
LEAD  
LEAD  
LEAD  
LEAD  
LEAD

Lead

DIVISION OF STUDENT



# Discover GAINESVILLE

Would you like to explore local Gainesville hotspots on and off campus each month for free? Off Campus Life sponsors several events throughout the year to help UF students to be successful living off campus. The Discover Gainesville event series gives students a chance to experience new venues, food, and culture around town guided by local experts at no cost. Some past events include attending Corks and Colors, performances at the Hippodrome State Theatre, Santa Fe College Teaching Zoo and Planetarium, and Paynes Prairie. For more information, visit [offcampus.ufl.edu/events](http://offcampus.ufl.edu/events).

## LOOKING TO DISCOVER GAINESVILLE ON YOUR OWN?

**Below are the top 20 Gainesville things Off Campus Life recommends you do before you graduate.**

- Watch a football game at the **Swamp**
- Bike the **Gainesville-Hawthorne Trail**
- Eat at **Satchel's Pizza**
- Volunteer—visit the **UF Brown Center for Leadership and Service** for service projects
- Go sailing at **Lake Wauburg**
- See a show at the **Hippodrome Theatre**
- Shop at the **Haile Farmers Market**
- Register to vote** locally and vote for local and national elections
- Take an adventure trip with **UF's CORE (Center for Outdoor Recreation)**
- Visit the **Butterfly Rainforest**
- Try a group fitness class at **Southwest Rec Center**
- Attend the **Downtown Arts Festival**
- Check out the **Santa Fe College Zoo & Planetarium**
- Apply to be on a **City of Gainesville board** – many city boards have student seats
- Walk the stairs and trail at **Devil's Millhopper State Park**
- Visit the **Harn Museum** or the **Florida Museum of Natural History**
- Hike at **Paynes Prairie**
- See the bats fly out at sundown at the **UF Bat House**
- Buy a book at the **Friends of the Library Book Sale**
- Picnic** at Depot Park

# City of Gainesville Map

- FOOD
- SHOPPING
- ENTERTAINMENT
- OUTDOOR ACTIVITIES
- INDOOR ACTIVITIES
- CITY OFFICES
- PHILANTHROPIES
- UF CAMPUS
- MUSEUMS
- OTHER

MAP NOT TO SCALE





# Food

## **NUTRITION**

You are what you eat. If you haven't already, try your hand at cooking. Cooking saves money and gives you total control of the ingredients you put into your body.

UF has great nutrition resources including several nutritionists on campus. The Student Health Care Center has a nutritionist; visit their website to set up an appointment: [shcc.ufl.edu](http://shcc.ufl.edu). UF RecSports also provides Nutrition Services; visit [recsports.ufl.edu/fitness/nutrition-services](http://recsports.ufl.edu/fitness/nutrition-services). GatorWell also provides healthy living presentations and resources at [gatorwell.ufsa.ufl.edu](http://gatorwell.ufsa.ufl.edu).

## **FOOD ASSISTANCE**

If you need help paying for your food, food stamps are available for qualified students at [myflfamilies.com](http://myflfamilies.com). You will need to visit the local Office for Family and Children Services to set up an appointment to complete the application. On campus we have the Hitchcock Field & Fork Food Pantry which provides free, safe, and wholesome food to UF students and staff with the intent of providing a food-secure campus community. Visit them in person or stop by their website [pantry.fieldandfork.ufl.edu](http://pantry.fieldandfork.ufl.edu) to learn more about this essential service.

## **FARMERS MARKETS**

Gainesville is surrounded by farms which provide us access to exceptional local farmer's markets. See below for four farmers markets to support.

- ▶ **HAILE:** [hailefarmersmarket.com](http://hailefarmersmarket.com)
- ▶ **ALACHUA COUNTY:** [441market.com/index.html](http://441market.com/index.html)
- ▶ **GROVE STREET:** [grovestreetfarmersmarket.com](http://grovestreetfarmersmarket.com)
- ▶ **GNV MARKET AT HEARTWOOD:** [gnvmarket.com](http://gnvmarket.com)



## **ON CAMPUS DINING**

UF has over 45 dining locations including two all-you-care-to-eat dining halls, a brand-new food hall, favorite national brands, and local Gainesville restaurants.

Meal Plans are an exciting way to meet new friends and build community. Florida Fresh Dining offers diverse selections and convenient options for Gators. Students may also use their meal plan by placing orders through the Transact Mobile Order app, at kiosks, or at registers.

For information about on-campus dining options and meal plans visit the Florida Fresh Dining website [dineoncampus.com/uf](http://dineoncampus.com/uf).

A full-time registered dietitian is available for one-on-one consultations to discuss how dining can accommodate most dietary needs. Text at 352-618-3859 or visit online at [floridafreshdining.com](http://floridafreshdining.com) for more information.



# More Fun Gainesville

## THINGS TO DISCOVER

### OFF CAMPUS

- City of Gainesville** | [gainesvillefl.gov](http://gainesvillefl.gov)
- Alachua County Library District** | [aclib.us](http://aclib.us)
- Visit Gainesville** | [visitgainesville.com](http://visitgainesville.com)
- Florida State Parks** | [floridastateparks.org](http://floridastateparks.org)
- Gainesville Parks and Recreation** | [gainesvillefl.gov/Community-Pages/Community/Recreation-Parks](http://gainesvillefl.gov/Community-Pages/Community/Recreation-Parks)
- Kanapaha Botanical Gardens** | [kanapaha.org](http://kanapaha.org)
- Florida's Springs** | [floridasprings.org](http://floridasprings.org)
- The Oaks Mall** | [theoaksmall.com](http://theoaksmall.com)
- Kika Silva Pla Planetarium** | [sfcollege.edu/planetarium](http://sfcollege.edu/planetarium)
- Santa Fe College Teaching Zoo** | [sfcollege.edu/zoo](http://sfcollege.edu/zoo)
- The Hippodrome Theatre** | [thehipp.org](http://thehipp.org)
- Gainesville Raceway** | [gainesvillraceway.com](http://gainesvillraceway.com)
- The Independent Florida Alligator** | [alligator.org](http://alligator.org)

### ON CAMPUS

There's a lot to do on campus that is free or at a reduced price for students. You can watch a Gator Football game in the Swamp, see a play at the Phillips Center for Performing Arts, or attend Gator Nights at the Reitz Union. Below you will find some resources to help you find something fun, free, or not too expensive to do any day or night of the week.

- University of Florida** | [ufl.edu](http://ufl.edu)
- Reitz Union** | [union.ufl.edu](http://union.ufl.edu)
- Reitz Union Calendar** | [orgs.Studentinvolvement.ufl.edu/events](http://orgs.Studentinvolvement.ufl.edu/events)
- GatorNights** | [StudentInvolvement.ufl.edu/join-us/gatornights](http://StudentInvolvement.ufl.edu/join-us/gatornights)
- Center for Outdoor Recreation and Education (CORE)** | [recsports.ufl.edu](http://recsports.ufl.edu)
- Harn Museum of Art** | [harn.ufl.edu](http://harn.ufl.edu)
- Recreational Sports** | [recsports.ufl.edu](http://recsports.ufl.edu)
- Florida Gators** | [floridagators.com](http://floridagators.com)
- UF Observatory** | [astro.ufl.edu](http://astro.ufl.edu)
- UF Libraries** | [uflib.ufl.edu](http://uflib.ufl.edu)
- Florida Museum of Natural History** | [floridamuseum.ufl.edu](http://floridamuseum.ufl.edu)
- Butterfly Rainforest** | [floridamuseum.ufl.edu/exhibits/butterfly-rainforest](http://floridamuseum.ufl.edu/exhibits/butterfly-rainforest)
- UF Performing Arts** | [performingarts.ufl.edu](http://performingarts.ufl.edu)
- Stephen C. O'Connell Center** | [oconnellcenter.ufl.edu](http://oconnellcenter.ufl.edu)
- Lake Wauburg** | [recsports.ufl.edu/locations/lake-wauburg](http://recsports.ufl.edu/locations/lake-wauburg)

# Resources

## THERE'S MORE TO EXPLORE

Off Campus Life and the University of Florida offer a wealth of resources for you. Scan the QR code or visit [offcampus.ufl.edu/resources](http://offcampus.ufl.edu/resources) to learn about what's available.



### OFF CAMPUS LIFE

## Advice

Learn more about the city by getting involved. The City of Gainesville website has great information about upcoming events and local boards that citizens can serve on. Visit the City of Gainesville website for more details at [gainesvillefl.gov](http://gainesvillefl.gov)



**TOUR & SIGN A LEASE TODAY & GET \$50 OFF!**  
(ON SELECT FLOORPLANS)



# Explore Cabana Beach Gainesville!

**Come check out the only beach in Gainesville!**

Discover the ultimate college lifestyle at Cabana Beach Gainesville – where luxury meets convenience just steps away from UF. Elevate your student living with our vibrant community, luxurious amenities, and prime location. Life's a beach, and your perfect home awaits!

### Package Include

- ✓ Private Bathrooms
- ✓ In-Unit Washer & Dryer
- ✓ In-Unit Wifi
- ✓ 24-Hour Fitness Center & Study Labs

### Designated Bus Stops

 **3 Bus Stops to UF**

### Address

 1601 SW 51st Terrace, Gainesville FL, 32607

Low Price  
**\$500**  
/Person

Contact Us

352.335.2000

www.cbgainville.com

@cbgainville



# TIME TO LEVEL UP

## STARTING AT \$675




- Private Bedrooms
- Roommate Matching Available
- 24-hour Fitness Center
- Resort-style Pool
- All-Inclusive Competitive Rent
- Fitness Center
- 5-Star Customer Service
- Close To It All - Walk To Midtown
- Gated Entry
- Fully Furnished Apartments
- Gourmet Kitchens

**NOW LEASING FOR FALL. BOOK YOUR TOUR TODAY!**  
CALL or TEXT (352) 775-0338

CourtyardsGainesville.com  
1231 SW 3rd Ave. Gainesville, FL 32601



Watch 6 Reasons Why The Courtyards is Your Ultimate Gainesville College Experience



# SPYGLASS



Discover a student-focused home away from home where you can thrive.

**STARTING AT \$655**



WATCH THE VIDEO

- Roommate Matching Available
- Furnished Units Available
- Free Weight and Cardio Center
- Free Math Tutor On-site
- Gated Controlled Access
- Bus Routes to Santa Fe and UF
- Utility and Cable Packages Available
- Huge Pool with Sundeck
- Two Tennis Courts
- Sand Volleyball Court
- Basketball Court
- Dog Park
- Patios or Balconies
- Walk-in Closets
- Close to The Oaks Mall, Butler, and Celebration Pointe

**NOW BOOKING FOR FALL**  
CALL OR TEXT (352) 660-0864

701 SW 62ND BLVD. GAINESVILLE, FL 32607  
SPYGLASSAPTS.COM

# Discover GAINESVILLE WITH OFF CAMPUS LIFE



@UOFFCAMPUSLIFE